Avoid cutting underground utility lines. It's costly.

**Call before you Dig**

1-800-227-2600

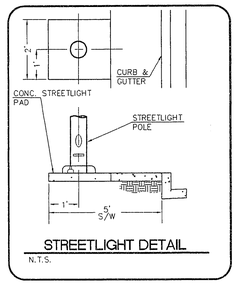


STREETLIGHT DETAIL

N.T.S.

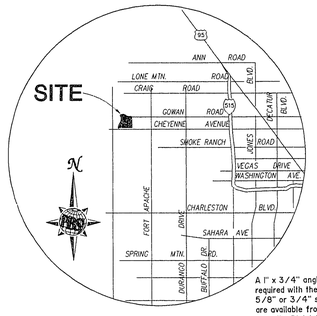


VICINITY MAP

NOT TO SCALE

A 1" x 3/4" angle meter stop and 3/4" meter box will be required with the 1" service laterals for all services with 5/8" or 3/4" services. Details of the above installation are available from the Engineering Services Division and from the District's inspectors.

FIRE FLOW INFORMATION – C.L.V. FIRE DEPARTMENT

THE FIRE FLOW REQUIREMENT IS 1500 GPM AT 20 PSI RESIDUAL PRESSURE. THIS REQUIREMENT IS BASED UPON SQUARE FOOTAGE FOR TYPE V NR CONSTRUCTION. THE FLOW INDICATED IS THE MINIMUM ALLOWED BY C.L.V.F.D. FOR SINGLE FAMILY RESIDENTIAL CONSTRUCTION

## ESTIMATED WATER QUANTITIES

### UNIT 6B

| | |
|---|---|
| 8" WATERLINE | 0 LF |
| 6" WATERLINE | 210 LF |
| FIRE HYDRANT ASSEMBLY | 0 EA |
| 8" GATE VALVE | 0 EA |
| 1" WATER SERVICE LATERAL WITH 3/4" METER BOX | 10 EA |
| 2" BLOW-OFF ASSEMBLY | 2 EA |

## SEWAGE CONTRIBUTION

PEAK FLOW = 0.150 MGD

AVERAGE FLOW = 0.047 MGD

GRAPHIC SCALE

40 0 20 40 80 160

( IN FEET )

1 inch = 40 ft.

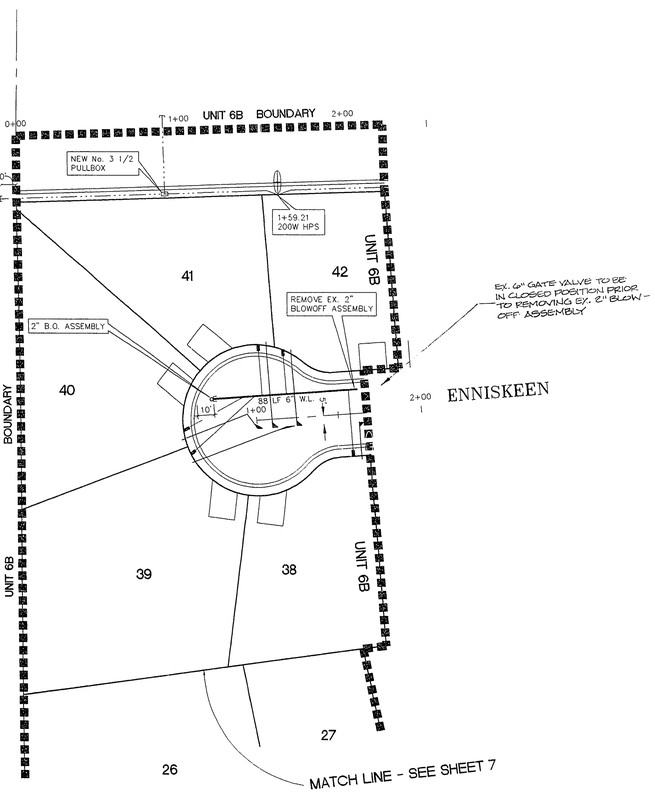


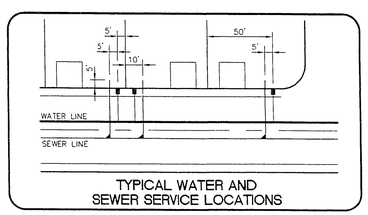


TYPICAL WATER AND SEWER SERVICE LOCATIONS

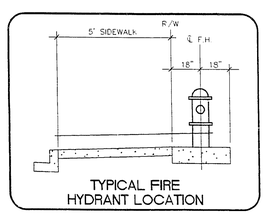


TYPICAL FIRE HYDRANT LOCATION

## LEGEND

| | |
|---|---|
| WL | WATERLINE |
| SS | SEWERLINE |
| | PROPERTY LINE |
| | 100W STREETLIGHT |
| | 200W STREETLIGHT |
| | WATER SERVICE LATERAL W/METER AND METER BOX |
| | WATER SERVICE LATERAL W/METER BOX ONLY |
| | SEWER LATERAL |
| | SEWER MANHOLE |
| | FIRE HYDRANT ASSEMBLY (INCLUDES 12"x6" OR 8"x6" TEE & 6" GATE VALVE) |
| | BLOW-OFF ASSEMBLY |
| | STREET NAME SIGN (D3) |
| | STOP SIGN (R1-1) |
| | STREET SIGN (SEE PLAN) |
| | END OF ROAD MARKER |
| | 1 1/4" PVC ELEC. CONDUIT |
| | 8" X 6" REDUCER |

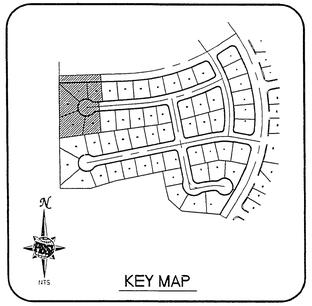


KEY MAP

PART

NOT

AVE.

SEE SHEET 2 FOR UTILITY NOTES

C.L.V.F.D. 8-25-95 DATE

C.L.V.W.D. 9/13/95 DATE

8/24/95

DANIEL J. WONDERS

PROFESSIONAL ENGINEER STATE OF NEVADA

ENGINEER'S SEAL

| No. | REVISIONS | Date | Init. | Appr. | Date |
|---|---|---|---|---|---|
| | | | | | |

POST, BUCKLEY, SCHUH & JERNIGAN

901 N. Green Valley Pkwy. Suite 900 Henderson, Nevada 89014 Telephone: 702/563-1600 Fax: 702/565-7975

ENGINEERING · PLANNING · SURVEYING · CONSTRUCTION SERVICES

CHEYENNE RIDGE PHASE 2 UNIT 6B

Falcon Development Corporation

FALCON

PHASE 2 – UNIT 6B UTILITY PLAN

| Job Number | Drawn by | Scale |
|---|---|---|
| 7225.695 | T.L.K. | AS SHOWN |
| Sheet Number | Checked by | File No. |
| 5 OF 7 | D.J.W. | |
| | Date AUGUST 24, 1995 | |

DRAWING: 6956B-05 PLOT DATE: 08-24-95

Aug 25 11:, Aug 25 08:33:41 1995 Terry Kyker

11-13-67

**307Y-4323-2-6B**