

# SOUTHWEST GAS CORPORATION

SI-CLV-CC-BRADFORD PLACE U-3  
 CITY OF LAS VEGAS & CLARK COUNTY, NV  
 WR# 1777982

**LEGEND:**

- EXISTING GAS LINE
- GAS LINE TO BE ABANDONED
- EXISTING GAS SERVICE
- PROPOSED MAIN GAS LINE (NEW)
- PROPOSED SERVICE LATERAL (NEW)
- PROPOSED SERVICE LINE (NEW)
- RIGHT OF WAY LINE
- STREET CENTERLINE
- PROPERTY LINE
- BACK OF CURB
- MATCHLINE
- EASEMENT
- EXISTING ANODELESS RISER
- EXISTING ANODE RISER
- EXISTING GAS LIGHT
- EXISTING GAS VALVE

**SHEET INDEX**

1. COVER SHEET
2. MATERIALS AND SIGNATURE SHEET
3. DESIGN PLAN
4. DESIGN PLAN
5. DESIGN PLAN
6. DESIGN PLAN
7. DESIGN PLAN
8. DESIGN PLAN
9. DETAIL SHEET
10. DETAIL SHEET

TOTAL FOOTAGE LOCATED IN CLV R/W **1575'**

**APPROVED FOR CONSTRUCTION**

THIS APPROVAL IS FOR WORK IN CLV R/W OR CLV EASEMENTS ONLY. OBTAINING PERMISSIONS OR EASEMENTS FOR WORK SHOWN ON PRIVATE PROPERTY IS THE RESPONSIBILITY OF THE UTILITY.

APPROVAL: DATE: 10/14

Hansen 56144 Dwg 10NV6283-605

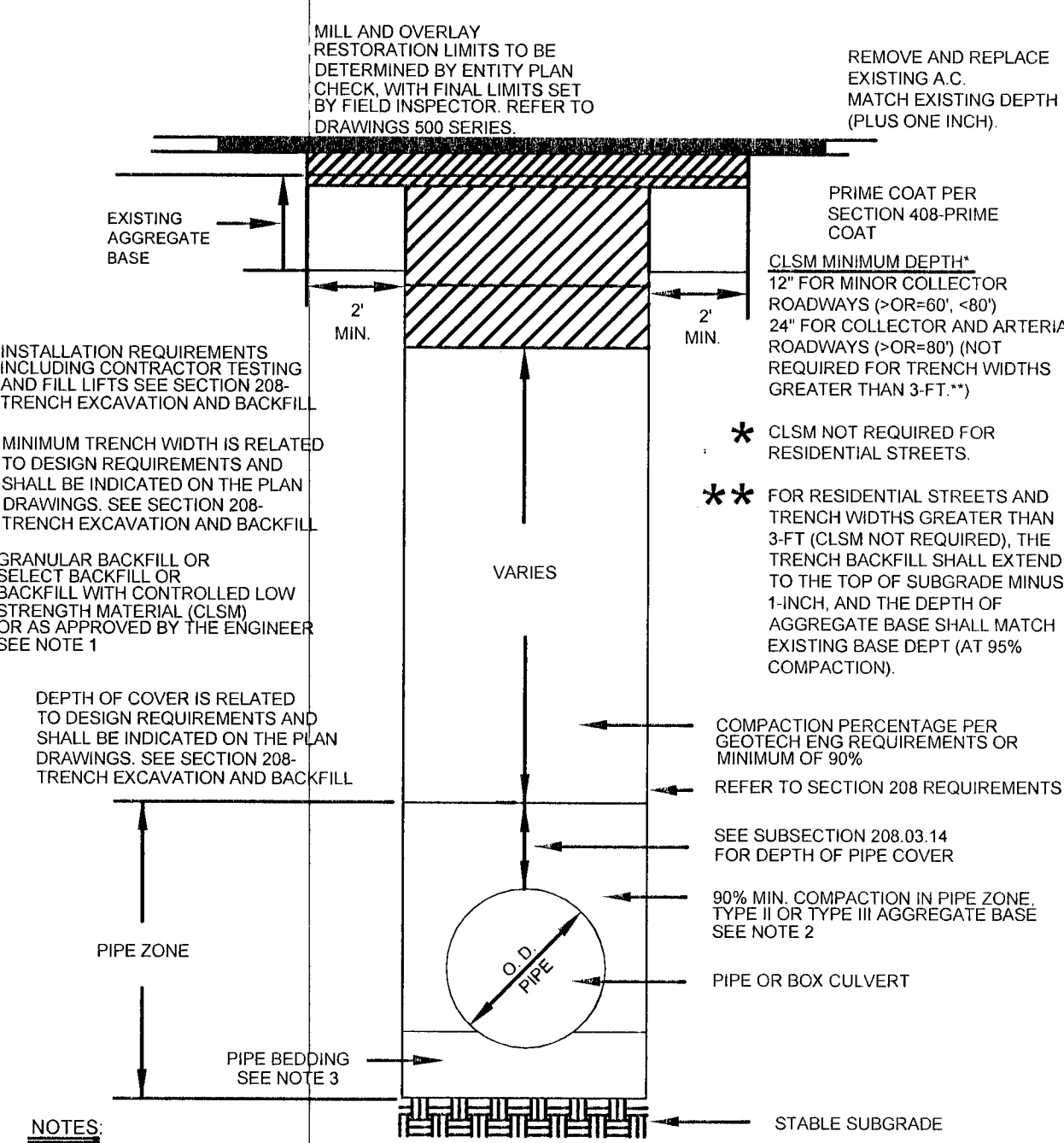
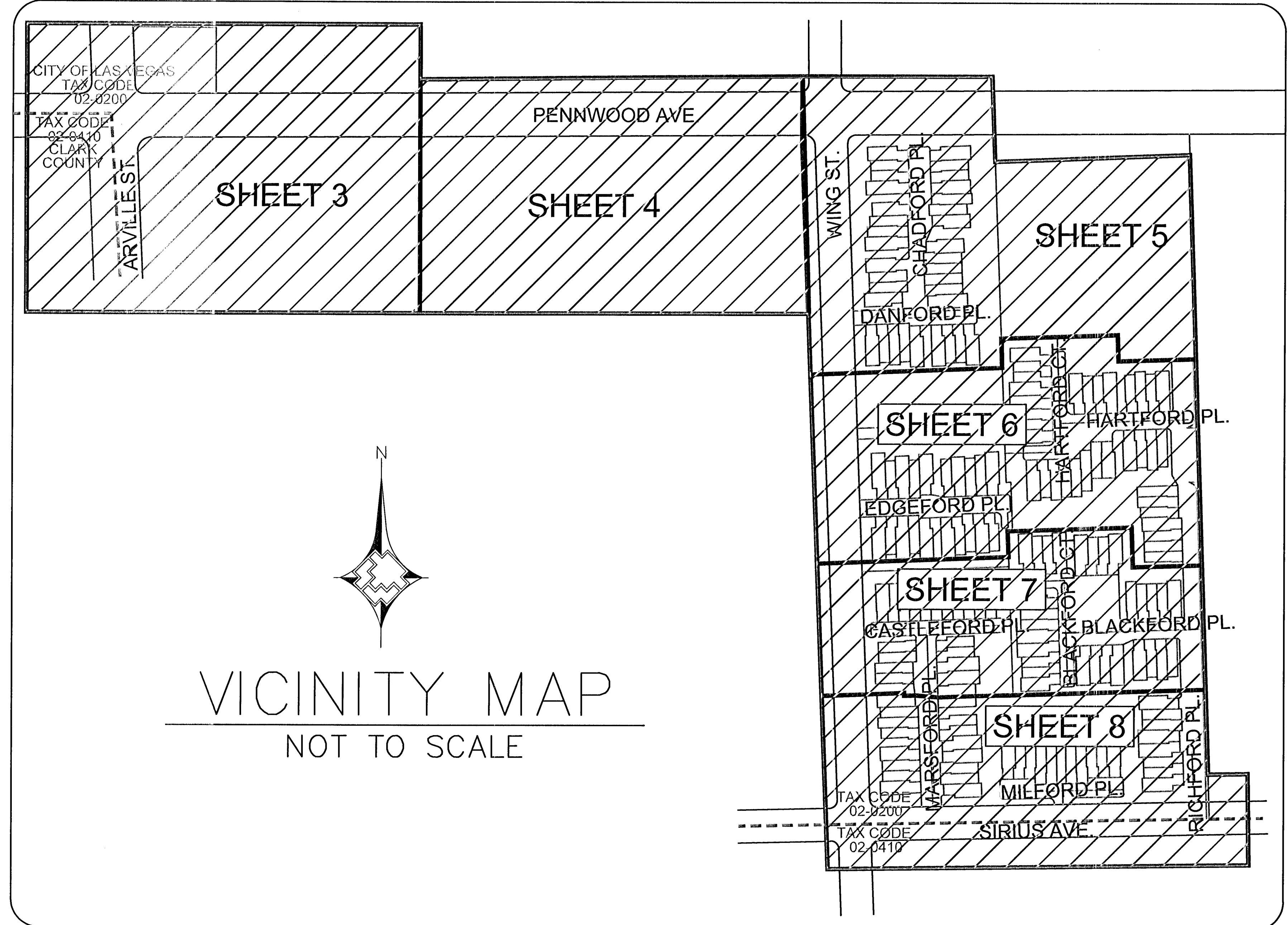
**Clark County**  
 Total footage located in Public ROW 27'

Clark County Public Works  
 Development Review  
 APPROVED FOR PERMITTING

Night Work - Yes No

Encroachment Permit # \_\_\_\_\_


By: \_\_\_\_\_ Date: \_\_\_\_\_



- NOTES:**
1. NO STONES OR LUMPS GREATER THAN 3" PERMITTED IN TRENCH 2' OR LESS IN WIDTH
  2. TRENCH WIDTH, BEDDING, SUBGRADE AND PIPE ZONE REQUIREMENTS FOR UTILITY INSTALLATIONS SHALL CONFORM TO THE RESPECTIVE ENTITY REQUIREMENTS.
  3. CRUSHED ROCK MAY BE USED FOR PIPE BEDDING ONLY IF MATERIAL USE HAS BEEN SPECIFICALLY APPROVED BY THE GOVERNING AGENCY. SEE STANDARD DRAWING NO. 505 FOR PIPE BEDDING METHODS.
  4. LAS VEGAS VALLEY WATER DISTRICT REQUIRES PIPE BEDDING AND BACKFILL WITHIN THE PIPE ZONE TO BE OF THE SAME MATERIAL.

RTC STD DWG 503

VICINITY MAP  
 NOT TO SCALE



<table border="1"> <tr> <th>NO.</th> <th>DESCRIPTION</th> <th>BY</th> <th>DATE</th> <th>APPVD.</th> </tr> <tr> <td> </td> <td> </td> <td> </td> <td> </td> <td> </td> </tr> <tr> <td> </td> <td> </td> <td> </td> <td> </td> <td> </td> </tr> <tr> <td> </td> <td> </td> <td> </td> <td> </td> <td> </td> </tr> </table>		NO.	DESCRIPTION	BY	DATE	APPVD.																<table border="1"> <tr> <th>TAX CODES</th> <th>UNIT NO.</th> <th>UNIT TYPE</th> <th>INSTL. PROPOSED</th> <th>RETIRED</th> <th>INSTL. COMPLETED</th> </tr> <tr> <td> </td> <td> </td> <td> </td> <td> </td> <td> </td> <td> </td> </tr> </table>		TAX CODES	UNIT NO.	UNIT TYPE	INSTL. PROPOSED	RETIRED	INSTL. COMPLETED							<table border="1"> <tr> <th colspan="4">AS-BUILT DRAWING-PRESSURE TEST DATA</th> </tr> <tr> <td>PIPE DIA.</td> <td>TEST MEDIUM</td> <td>TEST METHOD</td> <td>TEST DATE</td> </tr> <tr> <td> </td> <td> </td> <td> </td> <td> </td> </tr> <tr> <td>PIPE LENGTH</td> <td> </td> <td> </td> <td> </td> </tr> <tr> <td> </td> <td> </td> <td> </td> <td> </td> </tr> <tr> <td>PIPE TYPE</td> <td> </td> <td> </td> <td> </td> </tr> <tr> <td> </td> <td> </td> <td> </td> <td> </td> </tr> <tr> <td>MIN. DURATION</td> <td> </td> <td> </td> <td> </td> </tr> <tr> <td> </td> <td> </td> <td> </td> <td> </td> </tr> <tr> <td>TEST PRES. (PSI)</td> <td>START</td> <td>END</td> <td> </td> </tr> <tr> <td> </td> <td> </td> <td> </td> <td> </td> </tr> <tr> <td>TIME</td> <td> </td> <td> </td> <td> </td> </tr> <tr> <td> </td> <td> </td> <td> </td> <td> </td> </tr> <tr> <td>DATE</td> <td> </td> <td> </td> <td> </td> </tr> <tr> <td> </td> <td> </td> <td> </td> <td> </td> </tr> <tr> <td>PERFORMED BY</td> <td> </td> <td> </td> <td> </td> </tr> </table>		AS-BUILT DRAWING-PRESSURE TEST DATA				PIPE DIA.	TEST MEDIUM	TEST METHOD	TEST DATE					PIPE LENGTH								PIPE TYPE								MIN. DURATION								TEST PRES. (PSI)	START	END						TIME								DATE								PERFORMED BY				<table border="1"> <tr> <th colspan="2">VISUAL INSPECTION CERTIFICATION</th> </tr> <tr> <td>I HAVE VISUALLY INSPECTED ALL HEATED FUSIONS, SOLENOID FITMENT, MECHANICAL JOINTS, AND WELDS THAT I HAVE PERFORMED</td> <td>DATE</td> </tr> <tr> <td>NAME</td> <td> </td> </tr> </table>		VISUAL INSPECTION CERTIFICATION		I HAVE VISUALLY INSPECTED ALL HEATED FUSIONS, SOLENOID FITMENT, MECHANICAL JOINTS, AND WELDS THAT I HAVE PERFORMED	DATE	NAME		<table border="1"> <tr> <th colspan="2">CONSTRUCTION</th> </tr> <tr> <td>INSPECTOR</td> <td> </td> </tr> <tr> <td>FOREMAN</td> <td> </td> </tr> <tr> <td>REVIEWED BY</td> <td> </td> </tr> </table>		CONSTRUCTION		INSPECTOR		FOREMAN		REVIEWED BY		<table border="1"> <tr> <th>ISOLATION AREA</th> <th>W.R. NO.</th> </tr> <tr> <td>185</td> <td>1777982</td> </tr> </table>		ISOLATION AREA	W.R. NO.	185	1777982	<table border="1"> <tr> <td>ENGINEER/TECH: VICKIE DENNY</td> <td>PHONE: 702-365-2035</td> </tr> <tr> <td>ACCOUNT REP:</td> <td>PHONE:</td> </tr> <tr> <td>PROJECT CONTACT: VICKIE DENNY</td> <td>PHONE: 702-365-2035</td> </tr> <tr> <td>SHEET NO: 1 OF 10</td> <td>SCALE: N.T.S.</td> </tr> <tr> <td>DWN. BY: ZONE ENG</td> <td>CHKD. BY:</td> </tr> <tr> <td>DATE: 9/19/14</td> <td>APPVD. BY:</td> </tr> </table>		ENGINEER/TECH: VICKIE DENNY	PHONE: 702-365-2035	ACCOUNT REP:	PHONE:	PROJECT CONTACT: VICKIE DENNY	PHONE: 702-365-2035	SHEET NO: 1 OF 10	SCALE: N.T.S.	DWN. BY: ZONE ENG	CHKD. BY:	DATE: 9/19/14	APPVD. BY:
NO.	DESCRIPTION	BY	DATE	APPVD.																																																																																																																																							
TAX CODES	UNIT NO.	UNIT TYPE	INSTL. PROPOSED	RETIRED	INSTL. COMPLETED																																																																																																																																						
AS-BUILT DRAWING-PRESSURE TEST DATA																																																																																																																																											
PIPE DIA.	TEST MEDIUM	TEST METHOD	TEST DATE																																																																																																																																								
PIPE LENGTH																																																																																																																																											
PIPE TYPE																																																																																																																																											
MIN. DURATION																																																																																																																																											
TEST PRES. (PSI)	START	END																																																																																																																																									
TIME																																																																																																																																											
DATE																																																																																																																																											
PERFORMED BY																																																																																																																																											
VISUAL INSPECTION CERTIFICATION																																																																																																																																											
I HAVE VISUALLY INSPECTED ALL HEATED FUSIONS, SOLENOID FITMENT, MECHANICAL JOINTS, AND WELDS THAT I HAVE PERFORMED	DATE																																																																																																																																										
NAME																																																																																																																																											
CONSTRUCTION																																																																																																																																											
INSPECTOR																																																																																																																																											
FOREMAN																																																																																																																																											
REVIEWED BY																																																																																																																																											
ISOLATION AREA	W.R. NO.																																																																																																																																										
185	1777982																																																																																																																																										
ENGINEER/TECH: VICKIE DENNY	PHONE: 702-365-2035																																																																																																																																										
ACCOUNT REP:	PHONE:																																																																																																																																										
PROJECT CONTACT: VICKIE DENNY	PHONE: 702-365-2035																																																																																																																																										
SHEET NO: 1 OF 10	SCALE: N.T.S.																																																																																																																																										
DWN. BY: ZONE ENG	CHKD. BY:																																																																																																																																										
DATE: 9/19/14	APPVD. BY:																																																																																																																																										
<table border="1"> <tr> <th colspan="2">PERMIT INFORMATION</th> </tr> <tr> <td>CITY OF LAS VEGAS</td> <td> </td> </tr> <tr> <td>CLARK COUNTY</td> <td> </td> </tr> <tr> <td>TAX CODE</td> <td> </td> </tr> <tr> <td>02-0200, 02-0410</td> <td> </td> </tr> </table>		PERMIT INFORMATION		CITY OF LAS VEGAS		CLARK COUNTY		TAX CODE		02-0200, 02-0410		<table border="1"> <tr> <th>LOCATION</th> <th>ATLAS #/TILE #</th> </tr> <tr> <td>T21S</td> <td>x612y504</td> </tr> <tr> <td>R61E</td> <td>x612y502</td> </tr> <tr> <td>S 7</td> <td>x615y504</td> </tr> <tr> <td>M.D.M.</td> <td>x615y502</td> </tr> </table>		LOCATION	ATLAS #/TILE #	T21S	x612y504	R61E	x612y502	S 7	x615y504	M.D.M.	x615y502	<table border="1"> <tr> <th colspan="2">TITLE</th> </tr> <tr> <td>SI-CLV-CC-BRADFORD PLACE U-3</td> <td> </td> </tr> </table>		TITLE		SI-CLV-CC-BRADFORD PLACE U-3																																																																																																															
PERMIT INFORMATION																																																																																																																																											
CITY OF LAS VEGAS																																																																																																																																											
CLARK COUNTY																																																																																																																																											
TAX CODE																																																																																																																																											
02-0200, 02-0410																																																																																																																																											
LOCATION	ATLAS #/TILE #																																																																																																																																										
T21S	x612y504																																																																																																																																										
R61E	x612y502																																																																																																																																										
S 7	x615y504																																																																																																																																										
M.D.M.	x615y502																																																																																																																																										
TITLE																																																																																																																																											
SI-CLV-CC-BRADFORD PLACE U-3																																																																																																																																											