

**GENERAL NOTES**

ALL CONSTRUCTION SHALL CONFORM TO ZAYO AND CLARK COUNTY AREA UNIFORM STANDARD DRAWINGS AND SPECIFICATIONS.

ALL CONDUIT, PULL BOXES, MANYHOLES, TRENCHING, BACK FILLING AND SUBSTRUCTURES ARE TO BE PROVIDED BY THE CONTRACTOR AND CONFORM TO ZAYO STANDARDS UNLESS OTHERWISE SPECIFIED.

TRENCHING AND TELEPHONE BOXES ARE TO BE PLACED IN THE SIDEWALK AREA WHENEVER POSSIBLE. ALL TRENCHING WILL BE OF A MINIMUM DEPTH TO MAINTAIN A 36" COVER OVER ALL ZAYO FACILITIES AND 12" MINIMUM SEPARATION FROM FOREIGN UTILITIES. NEW AND EXISTING BOXES WILL BE ESTABLISHED TO FINISH GRADE.

ALL 90 DEGREE BENDS MUST BE A MINIMUM OF A 48" SWEEP.

ALL PULL BOXES LARGER THAN 17'x30" AND MANHOLES ARE TO BE GROUNDED WITH A 3/8" x 1/16" TINNED SOFT COPPER BONDING RIBBON PLACED VERTICALLY AROUND THE BOTTOM OF THE BOX WITH A 3" END STUBBED INSIDE.

PLYWOOD BACKBOARDS ARE TO BE TREATED WITH A FIRE RETARDANT MATERIAL, PAINT OR SEALER.

THE CONTRACTOR SHALL PROVIDE AND INSTALL A MEASURING TAPE CONSISTING OF A WATER PROOF 400 LB. TENSILE STRENGTH MARKED IN ONE FOOT OR LESS INCREMENTS IN AT LEAST ONE DUCTS IN ALL CONDUIT SECTIONS. ALL OTHER DUCTS WILL HAVE A 3/32" JET LINE PULL STRING WITH 400 LB. TENSILE STRENGTH.

THE CONTRACTOR SHALL PROVE AND MANDREL ALL CONDUIT AFTER BACK FILLING WHILE AN ZAYO ENGINEER IS PRESENT. MANDREL SIZE IS TO BE 1/4" SMALLER THAN THE INSIDE DIAMETER OF CONDUIT.

IN ORDER TO INSURE ADEQUATE FACILITIES ARE PROVIDED FOR ON THE PROJECT, IT IS IMPERATIVE THAT THE CONDUIT DESIGN NOT BE CHANGED WITHOUT THE ZAYO ENGINEER'S APPROVAL.

ALL TERMINALS, BACKBOARDS, CABINETS, ETC., SHALL BE EQUIPPED WITH A #8 GAUGE COPPER GROUND WIRE, ATTACHED TO A COMMON POWER MGN.

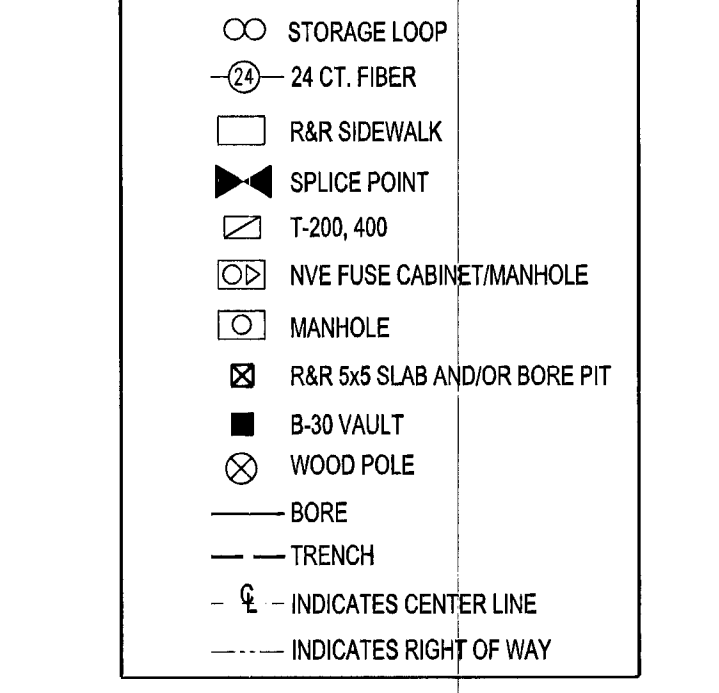
ALL PULL BOXES AND MANHOLES NOT IN A CONCRETE SIDEWALK WILL BE REQUIRED TO HAVE A PROTECTIVE 8"x8" CONCRETE COLLAR POURED AROUND THE TOP PORTION OF THE BOX AND H-20 LOAD BEARING LIDS.

ALL CONDUIT ENDS (TERMINATED OR STUBBED) WILL HAVE A TAPERED POLYETHYLENE DUCT PLUG WITH A PULL STRING ATTACHED.

INSPECTION IS REQUIRED FOR ALL PHASES OF THE JOB. THESE PHASES ARE:

- \*TRENCHES AFTER CONDUIT HAS BEEN PLACED.
- \*OBSERVATION OF BACKFILL AND COMPACTION AS MEETING STANDARDS
- \*MANDREL OF CONDUIT.
- \*WALL OF PULL BOXES AND MANHOLES MUST BE COORED WITH PROPER AMOUNT OF TERMINATIONS.
- \*GROUTING OF PULL BOXES AND CONCRETE COLLARS.
- \*PULL STRING IN ALL CONDUITS

ALL WORK MUST BE ACCEPTED BY ZAYO, AS MEETING ZAYO STANDARDS. FOR A CONTRACTOR TO BE PAID AND FOR ZAYO TO PLACE ANY TYPE OF TELECOMMUNICATIONS CABLE/FIBER.



**CONSTRUCTION NOTES:**

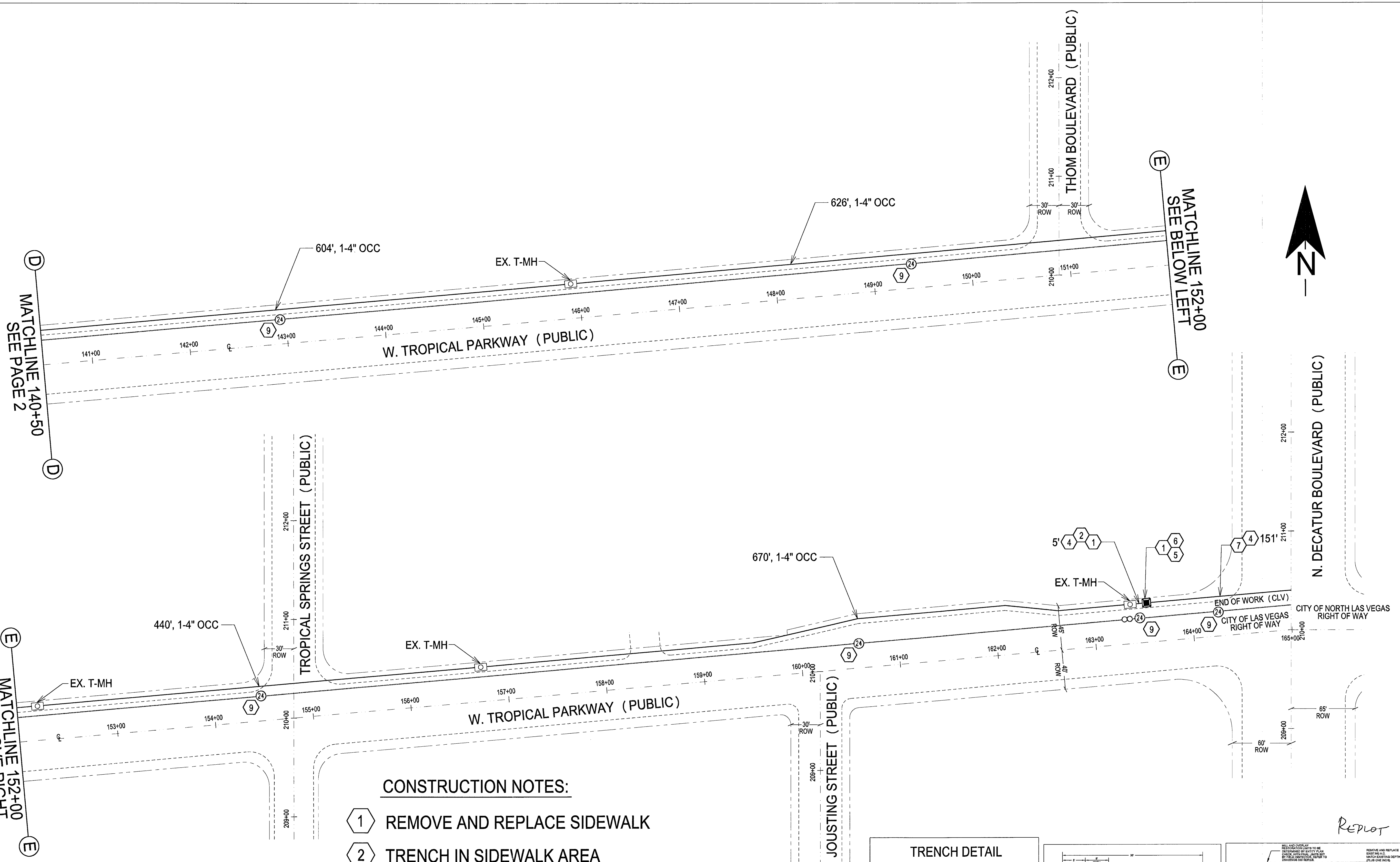
COORDINATE CONSTRUCTION WITH ZAYO. ALL UG CONDUIT TO BE EQUIPPED WITH LOCATE WIRE. MAINTAIN A MINIMUM OF 36" (PLACE BORE PITS AS NECESSARY)

Contact: Rob T. FIBER OPTIC TECH. ZAYO 5735 S. Fort Apache Rd. Suite A Las Vegas, NV 89148 PHONE: (702) 949-7948 FAX: (702) 949-7929

**UTILITY NOTE**

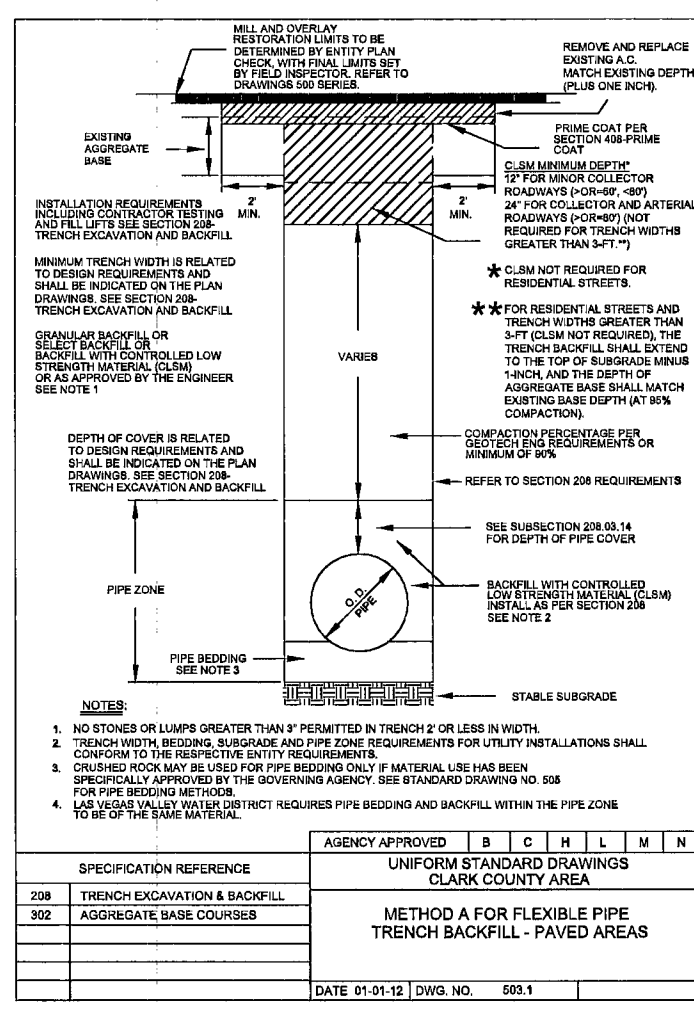
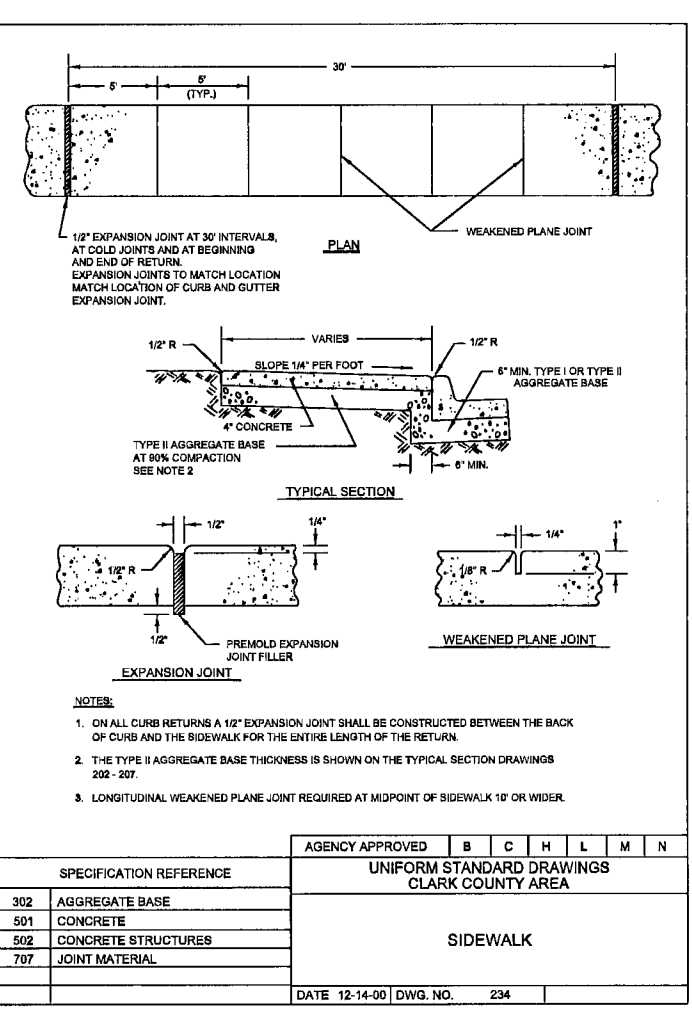
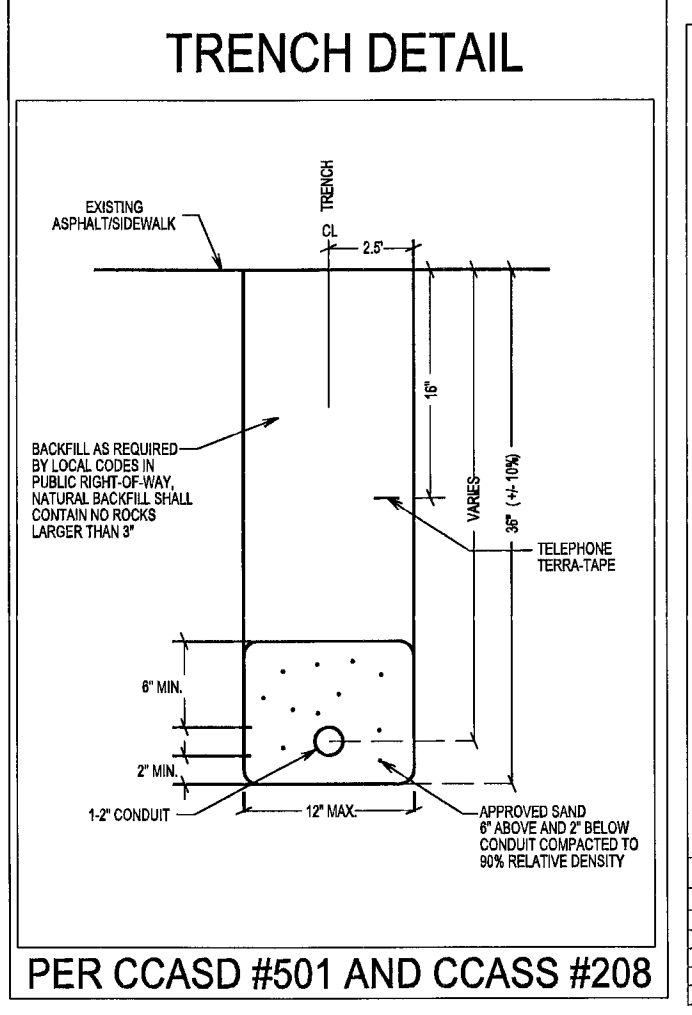
UTILITY LOCATIONS SHOWN HEREON ARE APPROXIMATE ONLY. IT SHALL BE THE CONTRACTOR'S RESPONSIBILITY TO DETERMINE THE EXACT HORIZONTAL AND VERTICAL LOCATION OF ALL EXISTING UNDERGROUND UTILITIES PRIOR TO COMMENCING CONSTRUCTION. NO REPRESENTATION IS MADE THAT ALL EXISTING UTILITIES ARE SHOWN HEREON. THE ENGINEER ASSUMES NO RESPONSIBILITY FOR UTILITIES NOT SHOWN OR UTILITIES NOT SHOWN IN THEIR PROPER LOCATION.

CALL BEFORE YOU DO OVERHEAD CALL: 1-702-227-2929 CALL BEFORE YOU UNDERGROUND CALL: 1-702-452-5200



**CONSTRUCTION NOTES:**

- 1 REMOVE AND REPLACE SIDEWALK
- 2 TRENCH IN SIDEWALK AREA
- 3 INSTALL 1-1" INNERDUCT
- 4 INSTALL 1-2" CONDUIT OR EQUIVALENT
- 5 INSTALL P-30 PULLBOX
- 6 BORE PIT (5'x5'x5')
- 7 DIRECTIONAL BORE 11 FT. (+/- 10%) FROM FINISH GRADE
- 8 POT HOLE AND REPAIR CENTURYLINK CONDUIT
- 9 PULL 1-24 CT. FIBER



PROJECT NAME:	6120 N. Jones Boulevard
PROJECT LOCATION:	N. Jones Boulevard and West Tropical Parkway
PROJECT NUMBER:	Z-14034

REVISIONS	DESCRIPTION	DATE
1	REVISED CONSTRUCTION NOTES # 6 & 7 PER CITY OF LAS VEGAS	8/28/2014

SCALE (H) 1"=50'

PROJECT: 6120 N. Jones Boulevard

PROJECT LOCATION: N. Jones Boulevard and West Tropical Parkway

PROJECT NUMBER: Z-14034

OFFICE: (702) 949-7948 FAX: (702) 949-7929

5735 S. FORT APACHE RD., SUITE A LAS VEGAS, NV 89148

**zayo**

**SHEET**

3

3 of 3 SHEETS