

SHEET 2 OF 2

- ### GENERAL NOTES FOR T&S
- ALL CONSTRUCTION SHALL CONFORM TO THE NEVADA DIVISION OF CENTURYLINK SPECIFICATIONS SEE LATEST ISSUE FOR THE INSTALLATION OF UNDERGROUND RESIDENTIAL DISTRIBUTION TELEPHONE SYSTEM.
  - ALL TRENCHING, BACK FILLING AND SUBSTRUCTURES ARE TO BE PROVIDED BY THE DEVELOPER AND CONFORM WITH CENTURYLINK STANDARDS.
  - TRENCHING AND TELEPHONE BOXES ARE TO BE PLACED IN THE SIDEWALK AREA WHENEVER POSSIBLE. ALL TRENCHING WILL BE OF A MINIMUM DEPTH TO MAINTAIN 36" COVER OVER ALL TELEPHONE FACILITIES EXCEPT WHEN ENTERING SUBSTRUCTURES AND 12" MINIMUM SEPARATION FROM FOREIGN UTILITIES. BOXES WILL BE ESTABLISHED TO FINISH GRADE.
  - TRENCHING FOR STREET CROSSINGS IS TO BE OF A DEPTH NECESSARY TO MAINTAIN 36" COVER OVER TELEPHONE FACILITIES FROM FINISH GRADE AND 12" MINIMUM SEPARATION FROM FOREIGN UTILITIES. IF THE MINIMUM COVER CANNOT BE PROVIDED, CONCRETE ENGAGEMENT IS REQUIRED PER CENTURYLINK SPECIFICATIONS AT DEVELOPER'S EXPENSE.
  - TRENCH AND SUBSTRUCTURE TO BUILDING MUST BE 18" FROM PROPERTY LINE WITH A MINIMUM DEPTH TO MAINTAIN 30" COVER FROM FINISH GRADE AND 12" MINIMUM SEPARATION FROM FOREIGN UTILITIES. WHEN THE TRENCH WILL BE UNDER CONCRETE OR PAVEMENT, DEVELOPER IS TO PROVIDE 1" CONDUIT UNDER PAVED AREA AT THE DEVELOPER'S OWN EXPENSE.
  - ALL TELEPHONE BOXES NOT IN SIDEWALK AREAS WILL BE REQUIRED TO HAVE A PROTECTIVE CONCRETE COLLAR POURED AROUND THE TOP PORTION OF THE BOX PER CENTURYLINK SPECIFICATIONS.
  - ANY CONDUIT PLACED FOR DEVELOPER'S CONVENIENCE (I.E. STREET CROSSING, STUB-OUTS FOR FUTURE UNITS) WILL BE PLACED AT DEVELOPER'S EXPENSE.
  - ALL CONDUIT SHOWN AS CENTURYLINK'S RESPONSIBILITY WILL BE REIMBURSED BASED UPON STANDARD CONTRACTOR PRICE LIST. CONTRACTOR MUST CONTACT THE CENTURYLINK ENGINEER FOR CURRENT PRICING PRIOR TO CONSTRUCTION.
  - CABLE RACKS WILL BE INSTALLED IN ALL 2.5' X 4' X 4' PULL BOXES AND LARGER PER CENTURYLINK SPECIFICATIONS.
  - WHEN DESIGNATED IN THE CONTRACT DRAWING(S) WITH A GROUNDING SYMBOL, THE DEVELOPER/CONTRACTOR SHALL PROVIDE AND INSTALL A #6 AWG STRANDED COPPER WIRE WITH GREEN PVC INSULATION FROM A SUBSTRUCTURE TO THE NEAREST POWER TRANSFORMER WITHIN 50' OF PULL BOX TO LEAVE A 4 FOOT TAILING END INSIDE THE SUBSTRUCTURE. THE DEVELOPER/CONTRACTOR WILL PROVIDE AND INSTALL ALL CLAMPS NECESSARY TO FASTEN THE GROUNDING WIRE TO THE TRANSFORMER GROUND ROD OR COUNTERPOISE, EXCEPT 30 BOXES. GROUND WIRE SHALL ENTER THE SUBSTRUCTURE THROUGH THE 1" PVC GROUND SLEEVE.
  - THE DEVELOPER SHALL PROVIDE A #6 COPPER GROUND WIRE FROM EACH TERMINAL CABINET AND NETWORK INTERFACE DEVICE (NID) FOR A SINGLE FAMILY UNIT TO A COMMON GROUND WITH NEVADA POWER COMPANY PER THE NATIONAL ELECTRIC SAFETY CODE SPECIFICATIONS. ALL TERMINAL CABINETS WILL HAVE A 2" METAL RISER.
  - IN SOME CASES A PULL BOX MAY HAVE TO BE RELOCATED FROM THE POSITION SHOWN ON THE DRAWING DUE TO INTERFERENCE WITH OTHER UTILITIES SUCH AS STREET LIGHTS, ETC. IF SUCH RELOCATION IS REQUIRED, THE ENGINEER SHALL BE NOTIFIED PRIOR TO RELOCATION.
  - ALL PULL BOXES (2 1/2' X 4' AND LARGER) AND MANHOLES ARE TO BE GROUNDING WITH A 3/8" X 1/16" TINNED SOFT COPPER BONDING RIBBON PLACED VERTICALLY AROUND THE BOTTOM OF THE BOX WITH 3' ENDS STUBBED INSIDE.
  - WHEN EXISTING TELEPHONE FACILITIES (POLES, MANHOLES, PULL BOXES, CONDUIT, TERMINALS, ETC.) ARE AFFECTED BY IMPROVEMENTS (REQUIRED BY LOCAL ORDINANCE, I.E. STREETS, SIDEWALKS, CUTTERS, ETC.) THE DEVELOPER SHALL BE RESPONSIBLE FOR THE ADJUSTMENT OF THESE FACILITIES AS REQUIRED.
  - ALL 2.5' X 4' AND 3' X 5' PULL BOXES FOR DIRECT BURIED CABLE MUST BE INTERCEPT TYPE BOXES. BASE PORTION MUST BE SET PRIOR TO CABLE PULL. UPPER PORTION WILL BE PLACED AFTER CABLE PULL AND PRIOR TO SPLICING.
  - ALL STUB-OUTS FROM PULL BOXES TO BACK OF SIDEWALK FOR SERVICE DROP WILL BE AT DEVELOPER'S EXPENSE.
  - ALL PEDESTALS WILL BE PLACED NO CLOSER THAN 18" TO THE SIDE OF POWER TRANSFORMERS.
  - FOR INSPECTION, CALL 244-7811 24 HOURS IN ADVANCE.

### FIBER TO THE HOME

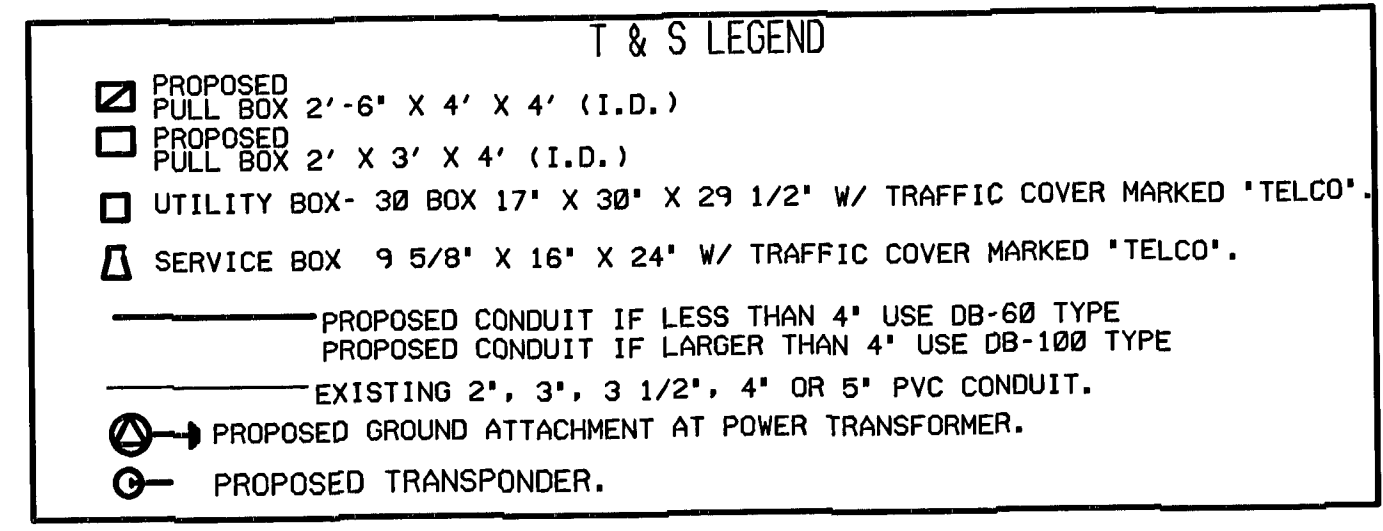
MINIMUM INSIDE WIRING STANDARDS FOR CUSTOMER OWNED PREMISE WIRE (COPW)

SEPARATE CAT-3 OR CAT-5 FOR VOICE  
SEPARATE CAT-5 FOR DATA.

MAXIMUM LENGTH BETWEEN THE ELECTRONICS AND DEMARC IS 328 FEET.

ALL COPW OR INSIDE WIRE SHALL BE BROUGHT TO A CENTRAL LOCATION OR SMART PANEL EQUIPPED WITH A #6 GROUND WIRE TO A MGN AND DEDICATED AC OUTLET IN EACH LIVING UNIT, THEN ONE CAT-3 AND ONE CAT-5 FOR DATA, VOICE AND FUTURE TECHNOLOGY FROM THE SMART PANEL TO THE DEMARC LOCATION. THE DEMARC LOCATION WILL ALSO REQUIRE A #6 GROUND WIRE TO A MGN AND A DEDICATED 20 AMP AC OUTLET.

ANY QUESTIONS DO NOT HESITATE TO CALL THE ENGINEER OR INSPECTOR.



### DESIGN VALIDITY

THESE PLANS WILL BE VALID FOR ONLY SIX MONTHS FROM THE DATE OF ISSUE

### INSPECTION REQUIREMENT

CALL 244-7811 BETWEEN 7 A.M. AND 3 P.M. 24 HOURS IN ADVANCE FOR FINAL INSPECTION. CABLE WILL NOT BE PLACED UNTIL FINAL INSPECTION IS COMPLETED.

### CONSTRUCTION NOTE

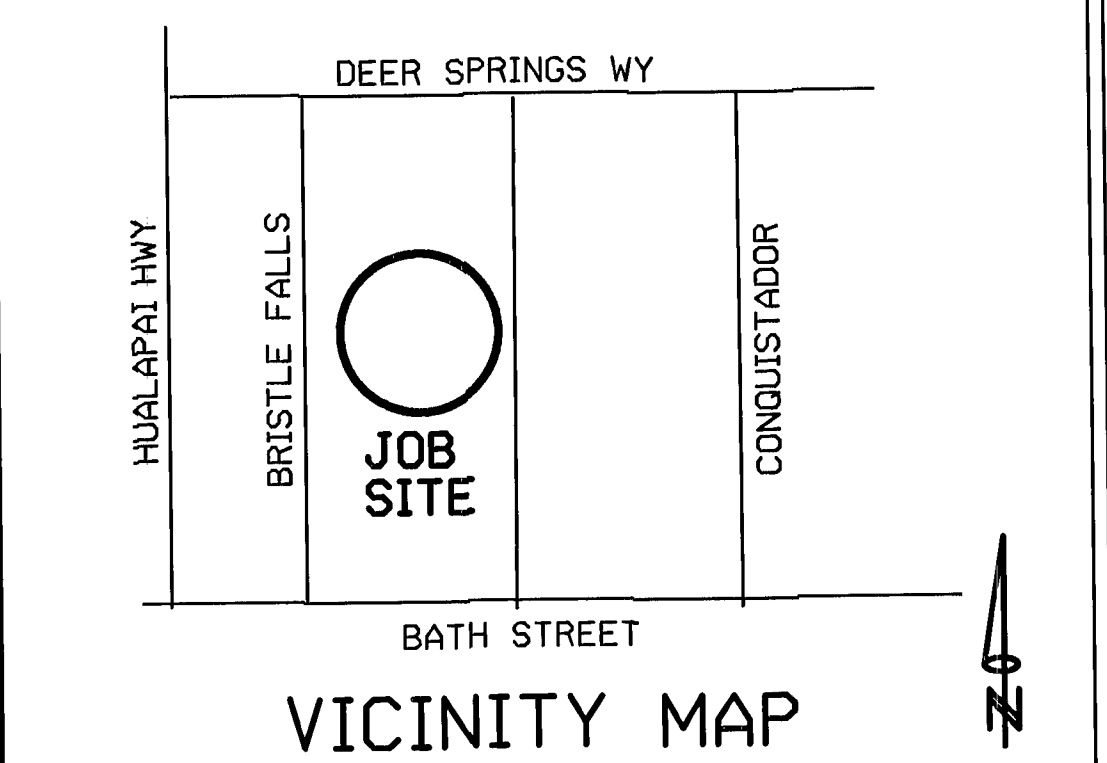
SOLE TRENCH IS TO BE PAID FOR BY THE DEVELOPER PER NEVADA STATE STATUE 704A.490

### SPECIAL NOTE:

ANY MODIFICATIONS TO THE CENTURYLINK DESIGN MUST BE APPROVED BY THE ENGINEER: DARC WASHINGTON  
TEL: 702-244-7515

### CONSTRUCTION NOTE

THIS WORK ORDER IS COORDINATED WITH E.661031 & E.661026

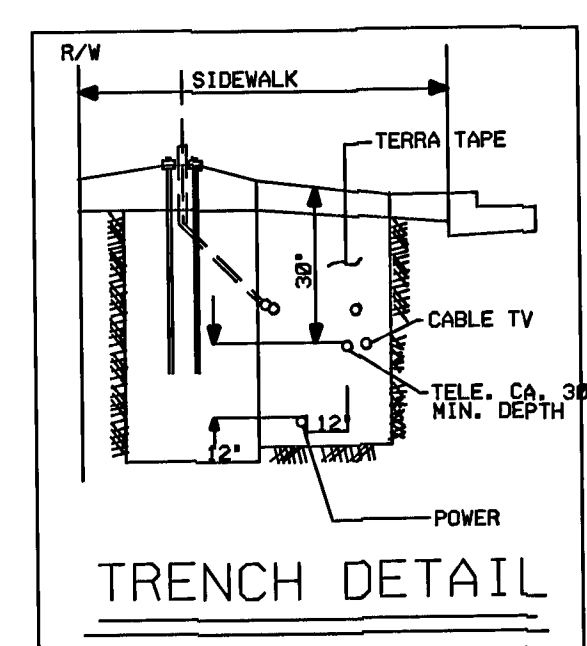
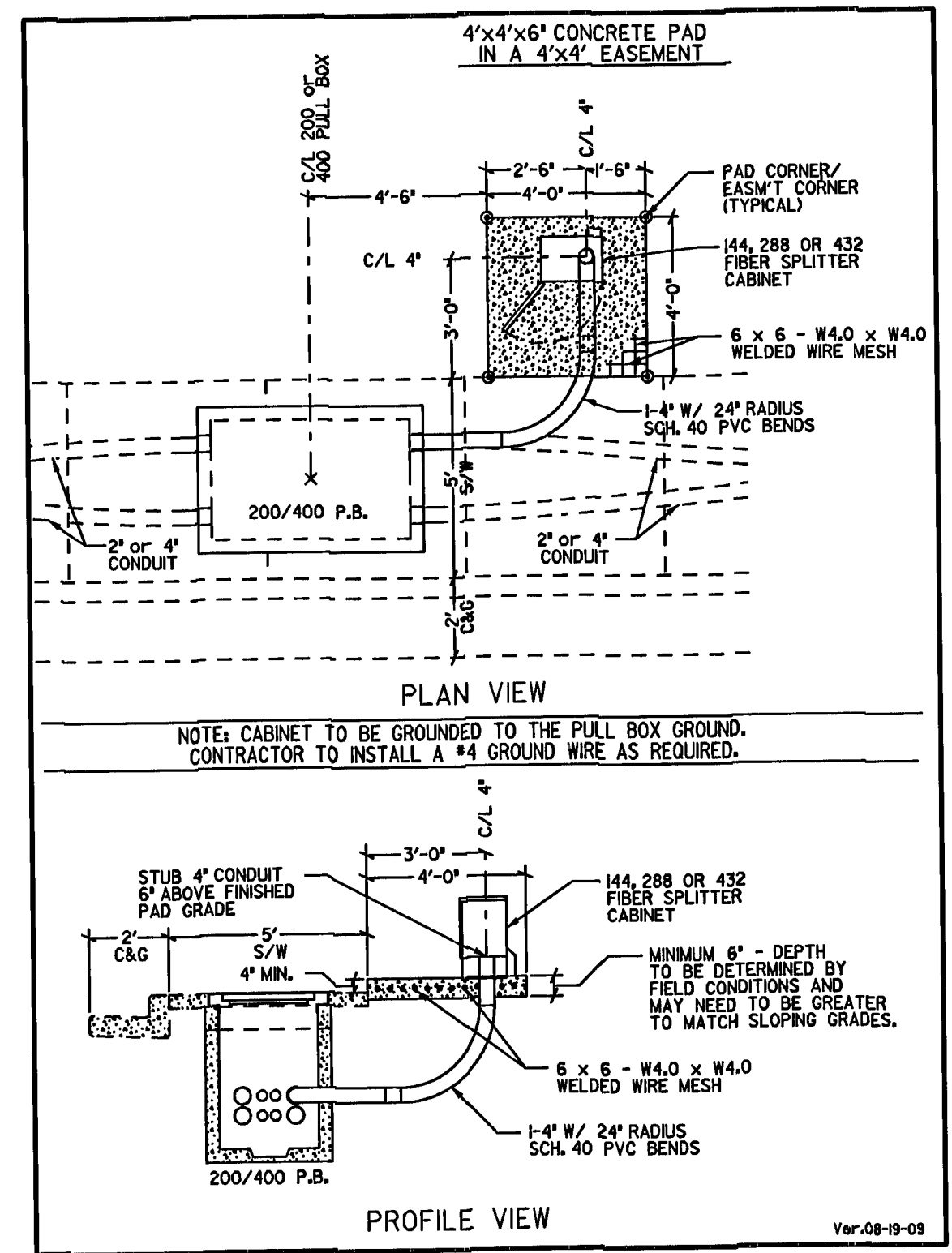


CONTACT NAME: RICH RIAL  
CONTACT NUMBER: 702-376-0527  
NUMBER OF LOTS - 39

FOR CONSTRUCTION SPECIFICATIONS SEE CENTURYLINK SPECS

### CONTRACTOR/DEVELOPER NOTE

ALL WORK REQUIRED OF YOU (TRENCHING, BOXES, CONDUIT, GROUTING, GROUNDING, TERMINALS, ETC.) MUST BE COMPLETED AND INSPECTED A MINIMUM OF 45 DAYS PRIOR TO MOVE-IN IF OUR CUSTOMERS ARE TO HAVE TELEPHONE SERVICE WITHOUT DELAY.



BACK OF CURB DETAIL PER STD. PNG. 501

CLV NOTE: CONDUIT CROSSINGS SHALL ADAPT STD. PNG. 503, 503.1 OR 503.2

11 6 14

CITY OF LAS VEGAS DATE

54654 10744994-2-07

CONTACT NAME: A. BRISTOL  
CONTACT NUMBER: 702-354-4006

AVOID CUTTING UNDERGROUND UTILITY LINES. IT'S COSTLY.

# Call before you Dig.

1-800-227-2600 OR 811

UNDERGROUND SERVICE (USA)



Title: BRISTLE FALLS UNIT 2 FTP: TRENCH & SUBSTRUCTURE	Township/Taxcode: NORTH5	Exchange: NORTH5	Maps: 0307D2	Engineer: DARC WASHINGTON	Work Order: 664477
Location: DEER SPRINGS WY & BRISTLE FALLS	Manager: RICKY NAUGLE	CD:	Scale: No Scale	Phone: 702-244-7515	WD Created: 07/02/2014
					Print Date: 09/17/2014
					Sheets: 1 of 2