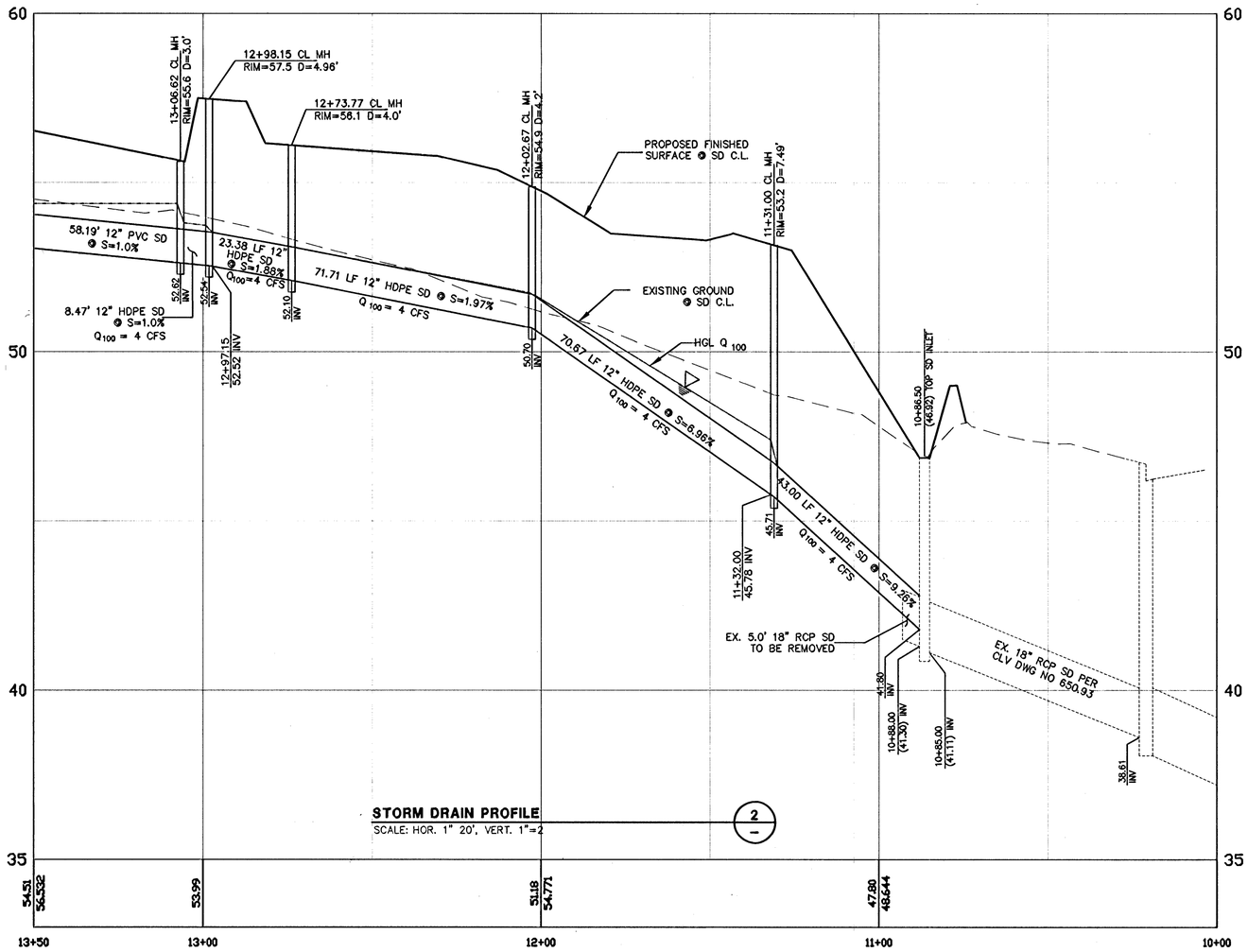

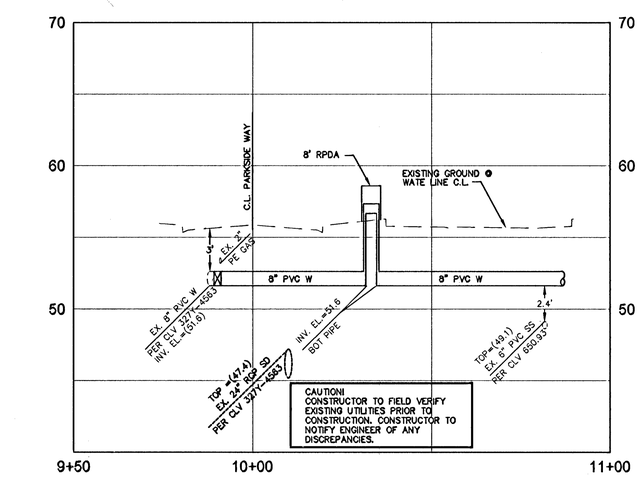

SERVICE LATERAL FOR LOT WILL BE TAPPED ON EXISTING MAIN BY OWNER'S CONTRACTOR UNDER DIRECTION OF THE LVVWD.

NOTE:

INSTALL PIPELINE MARKER BALLS IN TRENCH ABOVE EACH HORIZONTAL ELBOW FITTING, PER UDACS PLATE NO. 15.

THE DISTRICT CANNOT GUARANTEE A WATERTIGHT SHUTDOWN WHERE CONNECTIONS OR REPAIRS TO EXISTING FACILITIES ARE REQUIRED. THE CONTRACTOR SHALL ENSURE ALL LABOR AND EQUIPMENT IS AVAILABLE TO REMOVE FUGITIVE WATER THAT MAY IMPEDE CONSTRUCTION AT ALL TIMES. COORDINATION WITH INSPECTION DIVISION MUST TAKE PLACE PRIOR TO ANY TRIAL SHUTDOWN.

CONTRACTOR TO INSTALL TEMPORARY SERVICE TO ENSURE PROPER SHUTDOWN IN THE EVENT NO OTHER APPURTENANCES ARE AVAILABLE.

WATER MAIN JOINT DEFLECTION (PVC, 4'-24')

PVC PIPE SHALL BE DEFLECTED AT THE JOINT ONLY. THE MAXIMUM ALLOWABLE DEFLECTION SHALL BE (1) DEGREE PER JOINT WITH A MINIMUM RADIUS OF CURVATURE OF 1,150 FEET, PER UDACS 2.07.01 AND 2.07.02.

FOR CHANGES IN DIRECTION EXCEEDING THE MAXIMUM ALLOWABLE JOINT DEFLECTION, FITTINGS SHALL BE USED.

REDUCED PRESSURE PRINCIPLE ASSEMBLY (2) 1 1/2"

APPROVED REDUCED PRESSURE PRINCIPLE ASSEMBLY (S) SHALL BE INSTALLED PER THE UDACS PLATE NO. 8. NO WATER SHALL BE TAKEN FROM A SERVICE REQUIRING BACKFLOW PREVENTION UNTIL THE REDUCED PRESSURE PRINCIPLE ASSEMBLY HAS BEEN SUCCESSFULLY TESTED BY LVVWD. ANY BLOCK WALL OR OTHER FENCE MATERIAL SHALL BE DESIGNED AND CONSTRUCTED AROUND THE OUTSIDE OF THE EASEMENT(S) TO ALLOW THE DISTRICT DIRECT ACCESS FROM THE ADJACENT RIGHT-OF-WAY. EASEMENTS SHALL BE CLEARLY MARKED OR STAKED PRIOR TO THE START OF CONSTRUCTION.

ABANDONED VALVE CUT AND CAP

ALL VALVES TO BE ABANDONED SHALL BE ABANDONED IN THE CLOSED POSITION, UNLESS SHOWN OTHERWSE, BY REMOVING A MINIMUM OF THE TOP TWENTY-FOUR (24) INCHES OF THE VALVE BOX AND THEN FILLING THE BOTTOM OF THE BOX WITH A MINIMUM OF (8) INCHES OF SAND OR TYPE II AGGREGATE BASE, THE REMAINING PORTION OF THE VALVE BOX SHALL BE FILLED WITH CONCRETE HAVING A COMPRESSIVE STRENGTH OF AT LEAST TWO-THOUSAND (2,000) PSI. THE LATERAL MUST BE CUT WITHIN ONE (1) FOOT OF THE ABANDONED VALVE, OR AS SHOWN ON PLANS, AND CAPPED. THE CONTRACTOR SHALL CUT THE EXISTING PIPE WHERE SHOWN ON THE DRAWING AND INSTALL A CAP COMPLETE WITH THRUST BLOCK. WHERE A JOINT OR COUPLING IN THE EXISTING PIPE IS UNCOVERED AT THE CUT AND CAP LOCATIONS, THE INSTALLATION OF A PLUG MAY BE PERMITTED WITH DISTRICT APPROVAL. A CONCRETE THRUST BLOCK SHALL BE INSTALLED AT ALL CAP OR PLUG LOCATIONS IN ACCORDANCE WITH THE PROVISIONS OF THE UDACS PLATE 31.

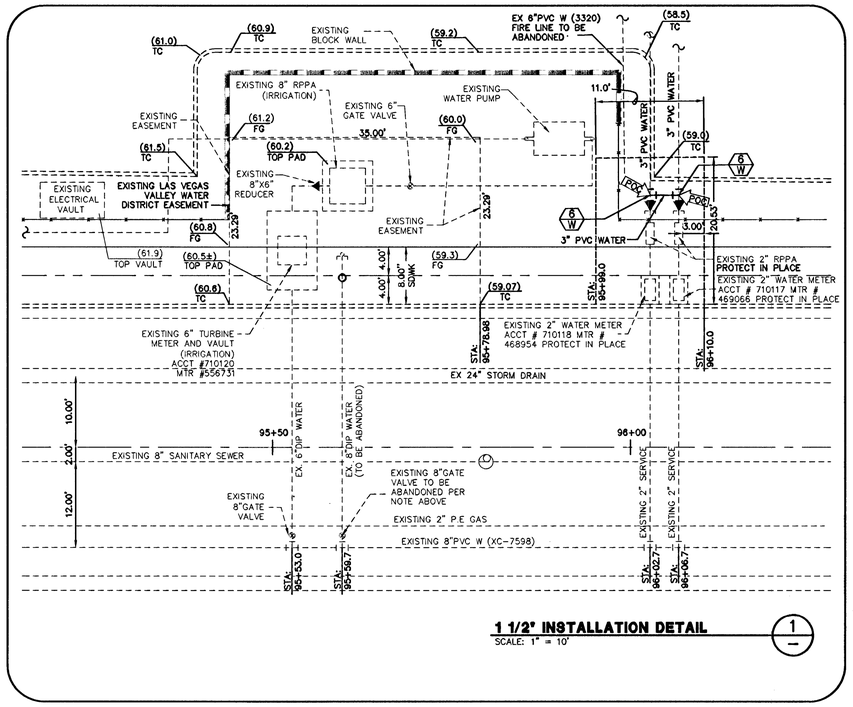

NOTE

ONSITE STORM DRAIN ARE PRIVATELY OWNED AND MAINTAINED

APPROVED FOR CONSTRUCTION

CITY OF LAS VEGAS FIRE DEPART. 7/2/14 DATE

APPROVED FOR CONSTRUCTION

LAS VEGAS VALLEY WATER DISTRICT 07/14/14 DATE

LVVWD PROJECT # 122617

650.93-2 CLV #52762

STATE OF NEVADA PROFESSIONAL ENGINEER — VICKI D. MAK-GERDISON — CIVIL — No. 13079 — DATE: 6-27-2014

REV	DATE	DESCRIPTION	DATE	AGEN APP	DATE	CCW APP

PROJECT NO. 398-A1431

DESIGN: RPL
DRAWN: RPL
CHECK: VDM
PLOT DATE: 06-27-14
PLOT TIME: 09:37:30

G.C. WALLACE COMPANIES
ENGINEERS | PLANNERS | SURVEYORS
1555 S. RAINBOW BOULEVARD · LAS VEGAS, NV 89146
T: 702.804.2000 · F: 702.804.2299 · GCWALLACE.COM
LAS VEGAS

F:\Projects\300\398-A1431\DWG\Production\CP1c002-10.dwg
Rlopez

SUMMERLIN
VILLAGE 20 CP-1 PARK IMPROVEMENTS PHASE 2
DETAIL SHEET 2

DRAWING D-2
12 OF 12 SHTS