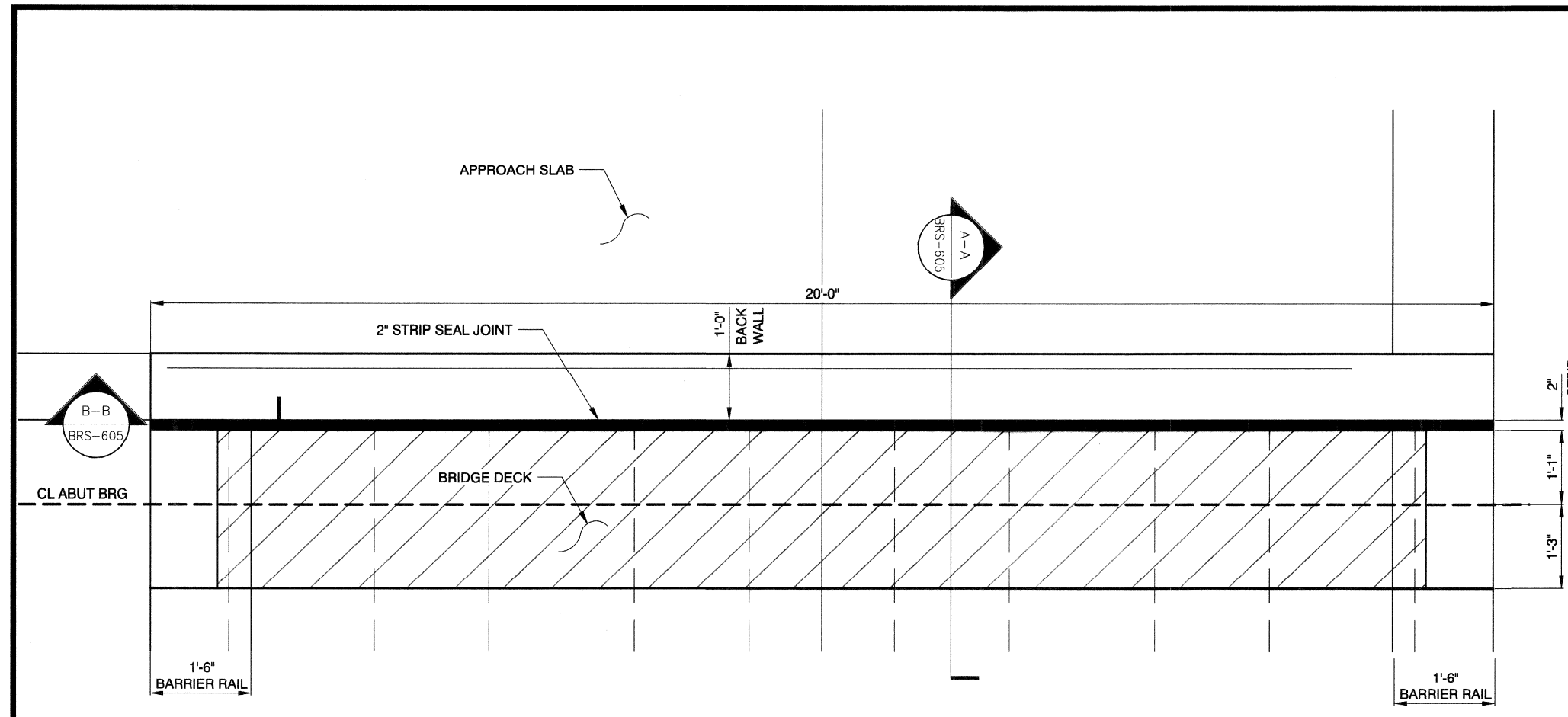
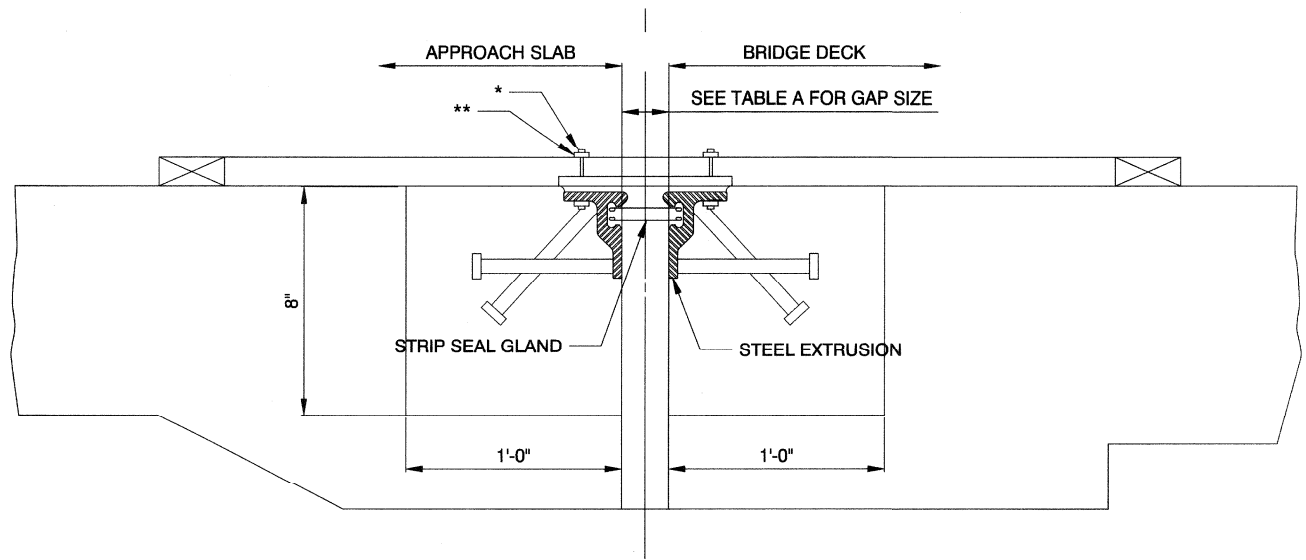


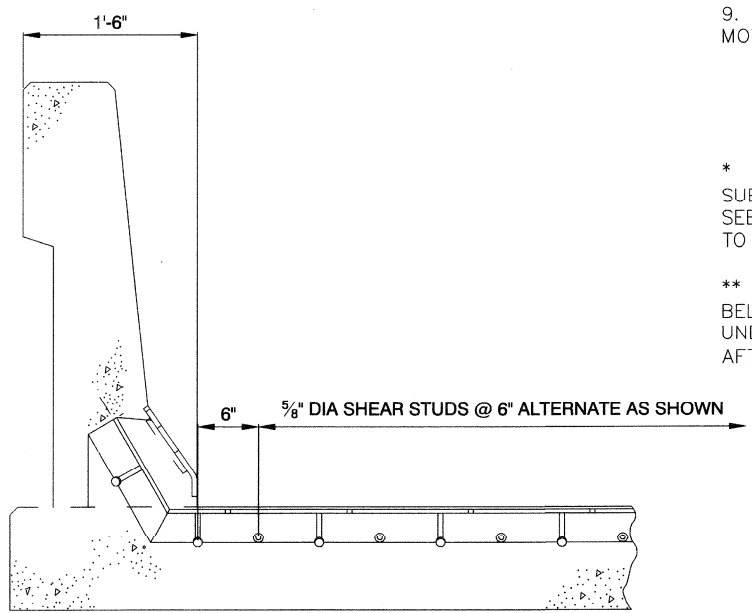
G:\14078 CIMARRON PEDESTRIAN BRIDGE\H48938\SET\DWG\H48938-07-S05.DWG
1/9/18



STRIP SEAL PLAN



SECTION A-A



SECTION B-B

1. STRIP SEAL RESTRAINERS AND ANCHORAGE HARDWARE SHALL BE AASHTO M270, GRADE 36 OR 50 (ASTM A36 OR A572), OR 50W (ASTM A588) STEEL. UNLESS 50W MATERIAL IS USED, THE RESTRAINER ASSEMBLY, INCLUDING WELDED ANCHORAGES, SHALL BE GALVANIZED AFTER FABRICATION.
2. AFTER CONCRETE HAS CURED, THE TEMPORARY CLAMPS AND THREADED BOLTS CAN BE REMOVED AND THE HOLES FILLED WITH GROUT.
3. THE STRIP SEAL MANUFACTURER'S INSTALLATION INSTRUCTIONS SHALL BE FOLLOWED.
4. FULL PENETRATION BUTT WELDS SHALL BE USED ON ALL STUDS.
5. THE JOINT ASSEMBLY MAY BE MANUFACTURED IN 20 FEET MINIMUM LENGTHS AND FIELD WELDED USING FULL PENETRATION BUTT WELDS.
6. THE STRIP SEAL GLAND SHALL BE INSTALLED AS A SINGLE, CONTINUOUS UNIT. NO FIELD SPLICING SHALL BE PERMITTED.
7. INSTALL STRIP SEAL ASSEMBLY AFTER DECK SLAB AND APPROACH SLAB HAVE BEEN POURED AND PROFILE GRINDING HAS BEEN ACCOMPLISHED. TIE STUDS TO AVAILABLE REINFORCING IN THE RECESSED AREA TO ENSURE PROPER JOINT PLACEMENT. MAKE FINAL ADJUSTMENTS OF THE JOINT WIDTH AND ELEVATIONS BEFORE THE RECESSED PORTION OF THE DECK SLAB AND APPROACH SLAB ARE POURED.
8. THE EXPANSION JOINT OPENING SHALL BE INCREASED 3/32" FOR EVERY 10°F TEMPERATURE FALL AND SHALL BE DECREASED 3/32" FOR EVERY 10°F TEMPERATURE RISE. SEE TABLE A.
9. STRIP SEAL ASSEMBLY SHALL HAVE @ 3" MOVEMENT RATING.

* ALTERNATE CLAMP ASSEMBLY MAYBE SUBSTITUTED W/ APPROVAL OF THE ENGINEER. SEE NOTE 2 PROVIDE CARRIER BAR AS REQUIRED TO MAINTAIN ALIGNMENT.

** " THREADED ROD W/ NUTS ABOVE AND BELOW EXTRUSION AND ANGLE (4 NUTS) 1 WASHER UNDER TOP NUT. LOOSEN NUT BELOW ANGLE AFTER INITIAL SET OF CONCRETE (TYP.)

TEMPERATURE	INSTALLATION GAP
40° F	2 ⁵ / ₁₆ "
55° F	2 ⁵ / ₃₂ "
70° F	2"
85° F	1 ²⁷ / ₃₂ "
100° F	1 ¹¹ / ₁₆ "

 PREPARED BY DEPARTMENT OF PUBLIC WORKS CAPITAL PROJECT MGMT	 FOGMEYER DESIGN GROUP <small>6989 Smoke Ranch Road - Suite 110 Las Vegas, Nevada 89121 - (702) 255-9100</small>	NO. DATE REVISIONS			
PREPARED FOR CITY OF LAS VEGAS <small>H# 48938</small>	BIDD# 17-48938 DESIGNED BY: SRR DRAWN BY: AP CHECKED BY: AP	DATE: JANUARY 2018 SUBMITTAL STAGE: 100% FINAL			
CIMARRON PEDESTRIAN BRIDGE AT SUMMERLIN PARKWAY		STRIP SEAL JOINT			
TITLE SHEET					
SHEET BRS-605 44 OF 86 DRAWING NO. 676-22					
<small>FEDERAL PROJECT NUMBER: CM-0003(18U)</small>					