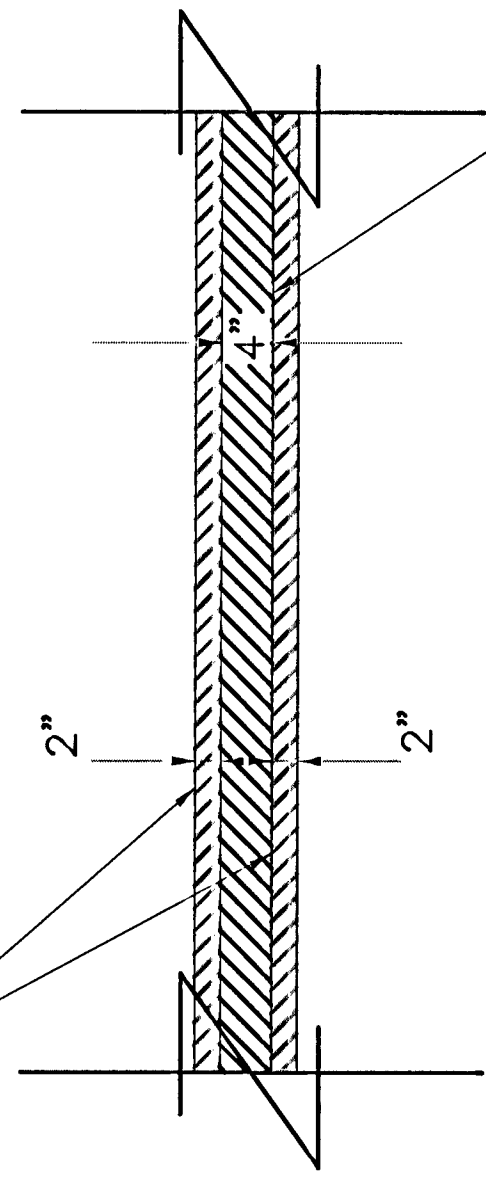


**COMPOSITE FIELD:
BOTH FIELD DIAGRAMS SUPERIMPOSED ON TOP OF EACH OTHER. (TYPICAL) SCALE: 1"=30'**

THE FLAG FOOTBALL STRIP SHALL BE SPLIT INTO TWO-2" STRIPS AND SHOWN ON EITHER SIDE OF THE DOMINANT WHITE STRIP PER THE COLOR LISTED FOR THE FLAG FOOTBALL DIAGRAM.



THE SOLID WHITE 4" WIDE 11-PLAYER FOOTBALL FIELD STRIP SHALL BE THE DOMINANT STRIP AND MAINTAIN ITS INTEGRITY.

DETAIL "A" NOT TO SCALE

NOTES:

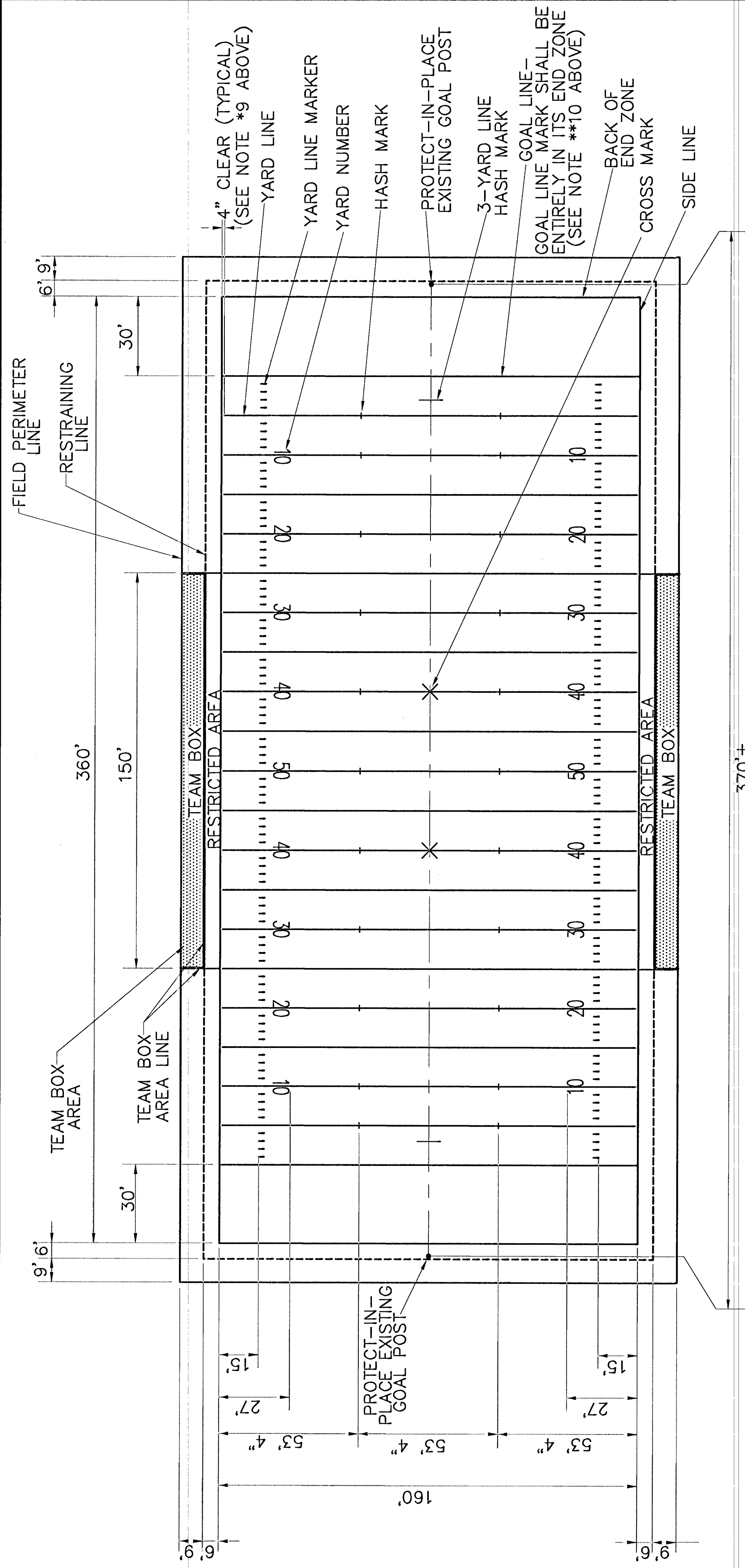
1. PROTECT-IN-PLACE EXISTING GOAL POSTS.
2. THE EXISTING GOAL POSTS ARE APPROXIMATELY 270' APART.
3. WHERE FLAG FOOTBALL FIELD STRIPING IS OBSCURED BY THE 11-PLAYER FOOTBALL FIELD STRIPING SEE DETAIL "A" ON THIS SHEET.

11-PLAYER FOOTBALL FIELD DIAGRAM

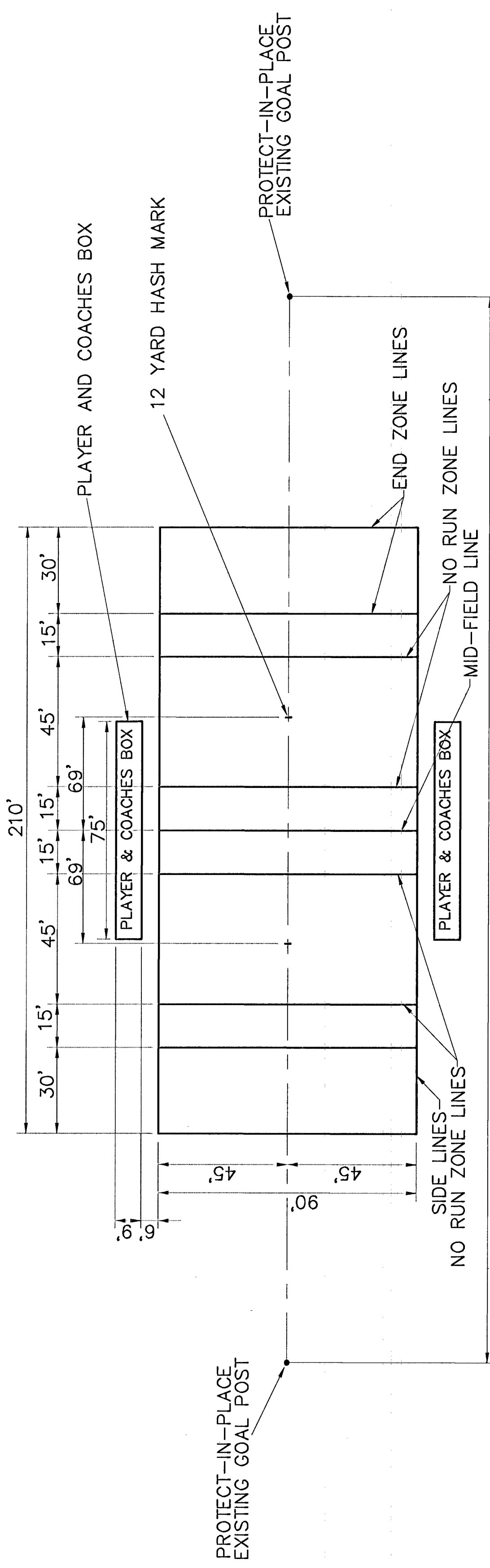
1. UNLESS OTHERWISE NOTED ALL LINES (YARD LINE, BACK OF GOAL LINE AND FIELD PERIMETER LINE) SHALL BE SOLID WHITE CONTINUOUS LINES 4" WIDE.
2. THE RESTRAINING LINE SHALL BE A 4" WIDE WHITE 12" DASHED LINE SEPARATED AT 24" INTERVALS.
3. HASH MARK - 24" LONG X 4" WIDE
4. TEAM AREA BOX LINE - 4" WIDE, RED SOLID LINE.
5. CROSS MARKS - 4" WIDE X 4" LONG
6. 3-YARD HASH LINE - 4" WIDE X 24" (MIN.) LONG
7. YARD NUMBER - WHITE, 6' HIGH X 4' WIDE.
8. YARD LINE MARKERS - WHITE LINES 4" WIDE X 24" LONG.
- *9. YARD LINES SHALL BE MARKED WITH A CONTINUOUS LINE EVERY 5 YARDS BEGINNING AND ENDING 4 INCHES FROM EACH SIDELINE.
- **10. GOAL LINE SHALL BE A SOLID BLUE LINE AND 4" WIDE. GOAL LINE SHALL BE ENTIRELY IN ITS END ZONE.

FLAG FOOTBALL FIELD DIAGRAM

1. ALL SIDE LINES, END ZONE LINES AND MID-FIELD LINES SHALL BE SOLID RED CONTINUOUS LINES 4" WIDE.
2. ALL NO RUN ZONE LINES SHALL BE SOLID BLUE CONTINUOUS LINES 4" WIDE.
3. PLAYER AND COACHES BOX STRIPING SHALL BE SOLID RED CONTINUOUS LINES 4" WIDE.
4. 12 YARD HASH MARK SHALL BE A SOLID RED LINE 4" WIDE BY 2' LONG.



11-PLAYER FOOTBALL FIELD DIAGRAM SCALE: 1" = 30'



11-PLAYER FOOTBALL FIELD DIAGRAM SCALE: 1" = 30'

PREPARED FOR CITY OF LAS VEGAS		PREPARED BY 	
TITLE ALL AMERICAN PARK IMPROVEMENTS		DEPARTMENT OF PUBLIC WORKS CAPITAL PROJECT MANAGEMENT	
SHEET FS		NO. DATE REVISIONS	
DRAWING NO. 650.62-1		16 of 24	
SUBMITTAL STAGE 100% - FINAL		CHECKED BY: RMM	
H# 45161		DESIGNED BY: GJJ	
DATE: MARCH 2013		DRAWN BY: GJJ	
BID# 13.45161		CHECKED BY: RMM	
PROFESSIONAL ENGINEER - STATE OF NEVADA RANDY M. MCCONNELL EXP. 12/31/2013 CIVIL 582910			