

AGENCY	APPROVED	DATE
DEPUTY CITY MANAGER	<i>[Signature]</i>	10/10/85
DIRECTOR OF DESIGN and DEVELOPMENT	<i>[Signature]</i>	10/10/85
CHIEF OF ARCHITECTURAL DESIGN		
CITY-ENGINEER	<i>[Signature]</i>	10/10/85
CHIEF OF CIVIL ENGINEERING	<i>[Signature]</i>	10/10/85
CHIEF OF TRAFFIC ENGINEERING	<i>[Signature]</i>	10/10/85
CITY PROJECT ADMINISTRATOR	<i>[Signature]</i>	
CHIEF OF PROJECT CONTROL		
CHIEF OF CONSTRUCTION SERVICES	<i>[Signature]</i>	10/9/85
DIRECTOR OF GENERAL SERVICES	<i>[Signature]</i>	10/9/85
CHIEF OF MAINTENANCE	<i>[Signature]</i>	10-9-85
DIRECTOR OF PARKS, RECREATION and SENIOR ACTIVITIES		
DIRECTOR PUBLIC WORKS		
CHIEF OF ELECTRICAL SERVICES		
DIRECTOR COMMUNITY PLANING and DEVELOPMENT	<i>[Signature]</i>	10-9-85
DIRECTOR OF BUILDING and SAFETY		
REGIONAL TRANSPORTATION COMMISSION	<i>[Signature]</i>	10-9-85
NEVADA STATE DEPARTMENT OF TRANSPORTATION		
CENTRAL TELEPHONE COMPANY	<i>[Signature]</i>	10/10/85
LAS VEGAS VALLEY WATER DISTRICT	<i>[Signature]</i>	10/11/85
NEVADA POWER COMPANY	<i>[Signature]</i>	10-9-85
SOUTHWEST GAS	<i>[Signature]</i>	10/9/85
CABLE TELEVISION	<i>[Signature]</i>	10/10/85
URBAN MASS TRANSIT ADMINISTRATION		

CODE ANALYSIS

DOWNTOWN TRANSPORTATION CENTER

CODE ANALYSIS

Design Information:

- Code: 1985 Edition UBC
- Occupancy Group:
 - Main Occupancy: A-2.1
 - Accessory Occupancy: B-2 (Less than 25% of main occupancy)
- Building Size:
 - Stories: One with mezzanine
 - Size: 1,401 s.f.
- Type of Construction: Type III one-hour (13,500 s.f. allowed)
- Occupancy Load:

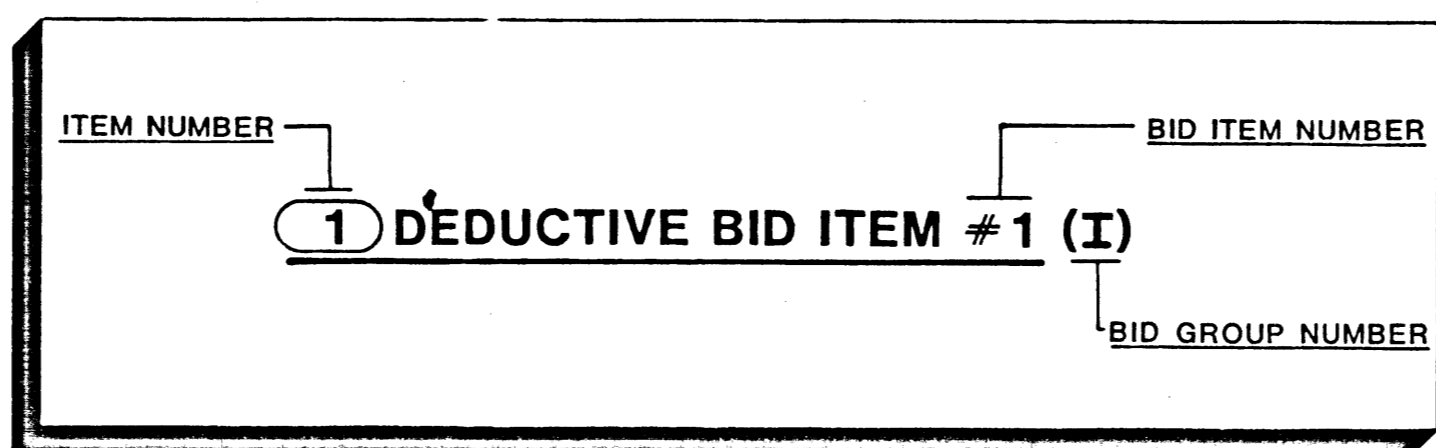
Area	Area	Load Factor	Occupancy
Assembly Area	7,183	10 s.f. (casino load factor)	718.3 (15)
Security/Ticket Area	450 s.f.	100	4.5 (5)
Mezzanine	380 s.f.	100	3.8 (4)
Kitchen	550 s.f.	200	2.75 (3)
Mechanical/Electrical/Storage	530 s.f.	300	1.76 (2)

Summary

Total Occupancy which could exit through the assembly area is a total of all occupancies summarized as follows:

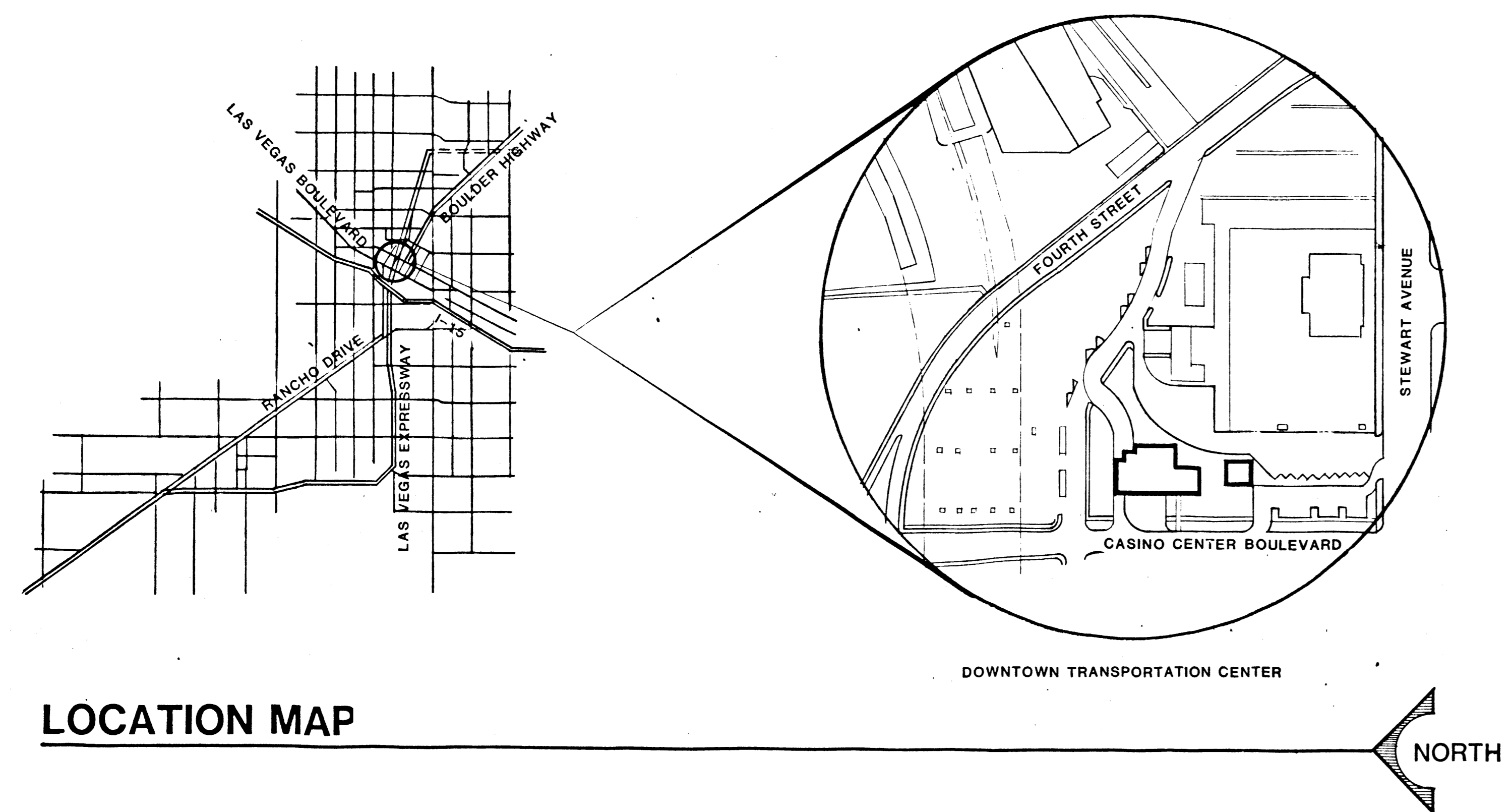
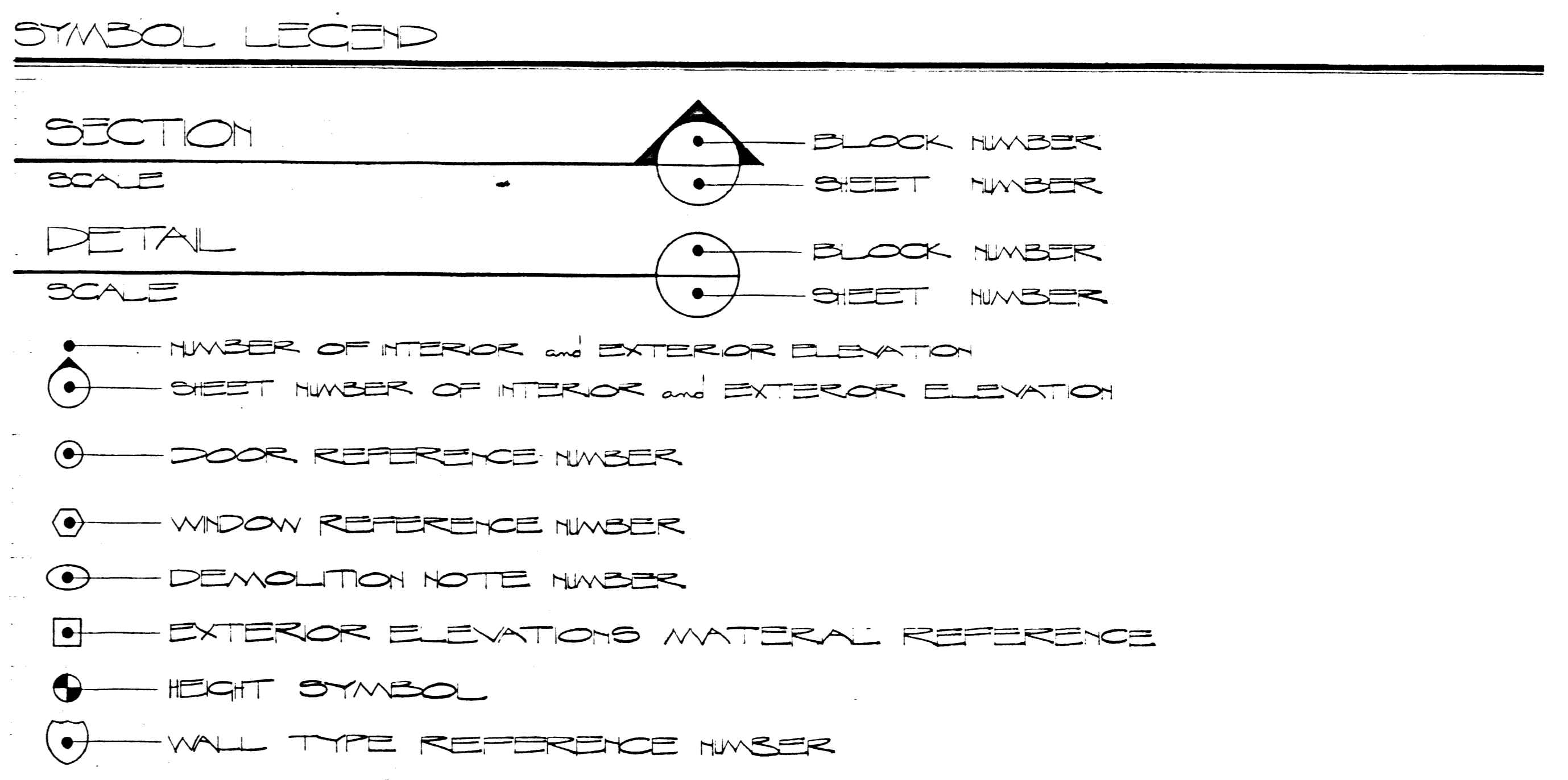
Total Occupancy = 758
 Total Exits Required = 758/50 = 15.16 (16)
 Total Exits Provided = 36

- An automatic fire-extinguishing system will be installed throughout the entire facility.
- Fireproofing per Table 17-A of the IBC; Sprayed-On Fireproofing will be applied to the following items but not limited to:
 - Columns
 - Beams
 - Joists
 - Purlins
 - Metal Decking



INDEX OF DRAWINGS

CIVIL	STRUCTURAL
C-1 CIVIL SITE & NOTES	S-1 GENERAL NOTES, ABBREVIATIONS & DRAWING INDEX
C-2 PAVEMENT & GRADING PLAN	S-2 FOUNDATION PLAN
C-3 DETAILS	S-2.1 FOUNDATION DEMOLITION PLAN
C-4 DETAILS	S-3 FRAMING PLAN
	S-4 FRAMING ELEVATIONS & DETAILS
	S-5 CANOPY FOUNDATION & FRAMING PLANS
	S-6 WALL SECTIONS
	S-7 DETAILS
	S-8 DETAILS
	S-9 DETAILS
	S-10 DETAILS
	S-11 DETAILS
	S-12 CEILING FRAMING PLAN & DETAILS
LANDSCAPE	MECHANICAL
L-1 PLANTING PLAN	M-1 MECHANICAL SCHEDULE & SYMBOLS
L-2 IRRIGATION PLAN	M-2 PLUMBING PLAN
L-3 DETAILS	M-3 HVAC PLANS
	M-4 ENLARGED PLANS
	M-5 DETAILS
ARCHITECTURAL	ELECTRICAL
A-1 DEMOLITION SITE PLAN	E-1 EXTERIOR LIGHTING & SERVICES PLAN
A-2 SITE PLAN	E-2 INTERIOR LIGHTING PLAN
A-3 FLOOR PLANS	E-3 INTERIOR POWER, TELEPHONE & FIRE ALARM
A-4 PARTIAL FLOOR PLANS & INTERIOR ELEVATIONS	E-4 SCHEDULES
A-5 TOILET PLAN, INTERIOR ELEVATIONS & EQUIPMENT LIST	E-5 SCHEDULES & DETAILS
A-6 DOOR SCHEDULE, DOOR & WINDOW TYPES	E-6 EXTERIOR TIVOLI LIGHTING PLAN
A-7 DOOR DETAILS	
A-8 WINDOW DETAILS	
A-9 INTERIOR ELEVATIONS	
A-10 INTERIOR ELEVATIONS	
A-11 INTERIOR ELEVATIONS	
A-12 FINISH FLOORING PLAN	
A-13 FINISH SCHEDULE	
A-14 REFLECTED CEILING PLAN	
A-15 EAST BOARDING PLATFORM	
A-16 SOUTH BOARDING PLATFORM	
A-17 ROOF PLAN	
A-18 EXTERIOR ELEVATIONS	
A-19 BUILDING SECTIONS	
A-20 WALL SECTIONS, 1-4	
A-21 WALL SECTIONS, 5-8	
A-22 WALL SECTIONS, 9-12	
A-23 WALL SECTIONS, 13-17	
A-24 WALL SECTIONS, 18-22	
A-25 CANOPY SECTION & DETAILS	
A-26 PARTITION TYPES	
A-27 COLUMN DETAILS	
A-28 ROOF DETAILS	
A-29 INTERIOR DETAILS	
A-30 MISCELLANEOUS DETAILS	
A-31 WALL SECTION	
A-32 UPPER SOFFIT PLANS and DETAILS	



DOBRUSKY KITTRELL GARLOCK Architects
 3333 CAMBRIDGE ST. LAS VEGAS, NEVADA 89109 (702) 733-0413
 City of Las Vegas Transportation Center
 Downtown Las Vegas, Nevada
 SHEET G-1 OF 65
 10/10/85