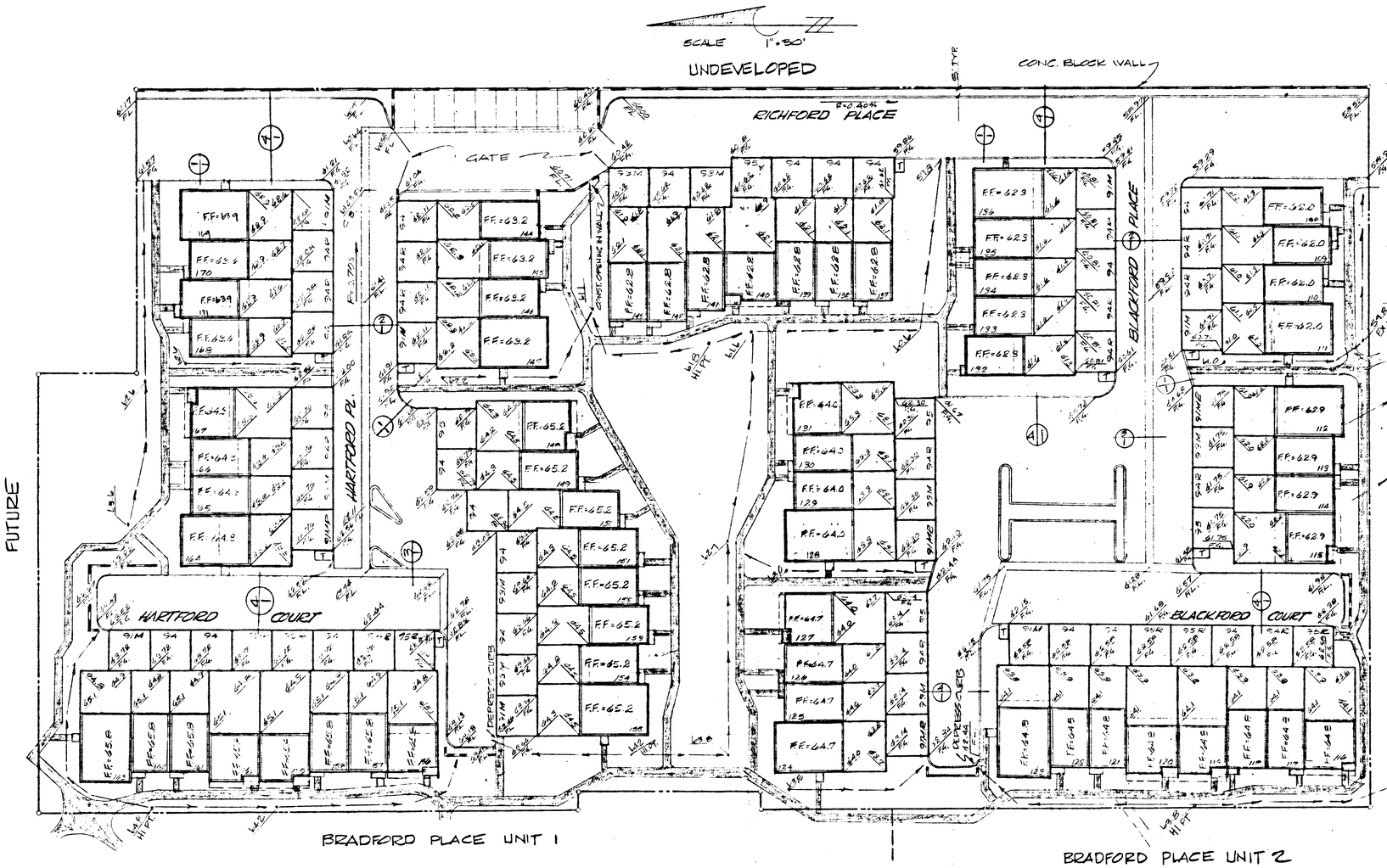

LEGEND

FF = 17.7	FINISH FLOOR ELEV.
?	BUILDING NUMBER
	SECTION DETAIL
	SWALE
R=0.50%	STREET GRADIENT
	EDGE OF ASPHALT
2166	CONTOUR LINE
F.G.	FINISH GRADE
F.L.	FLOW LINE
T.C.	TOP OF CURB
C.F.	CURB FACE (HGT.)
B.C.	BACK OF CURB
TYPE I	TYPE I GRAVEL BASE
TYPE II	TYPE II GRAVEL BASE
84	LOT NUMBER
T	TRASH AREA

GENERAL NOTES

1. ALL TRASH AREAS CONC. SLABS SHALL SLOPE TO TOP OF 1/2" CURB FACE AT 2.0% GRADIENT.
2. INTERIOR SIDEWALKS, WALLS, ETC. SHALL BE LOCATED PER ARCH. LANDSCAPE PLANS.
3. WING & SIRIUS STREETS SHALL BE CONSTRUCTED PER THE UNIFORM STDS. & SPECS. OF THE CITY OF LAS VEGAS.
4. ALL GRADES SHOWN HEREON ARE FINISH GRADES.
5. MIN. OF 8'-0" SHALL BE HELD FOR ALL DRAINAGE PARALLEL TO SIDEWALKS.
6. LOCATE 6" CONC. CURB FACE EVEN WITH BUILDING AT POINTS OF CONNECTION.
7. SEE CALC. SHEET, FINAL PLAT & IMPROVEMENT PLANS FOR EXACT DISTANCES & BEARING.
8. SEE ARCH. PLANS FOR BLDG. & FOUNDATION DETAILS.
9. SEE ARCH. PLANS FOR ALL FENCES SHOWN HEREON.

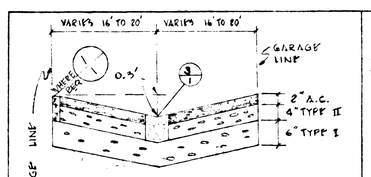

TYPICAL INVERTED CROWN SECTION (2/1)

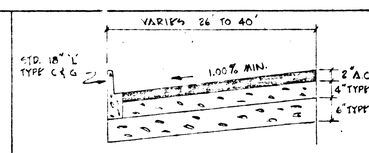

TYPICAL SECTION W/ 18" "L" TYPE CURB & GUTTER (4/1)

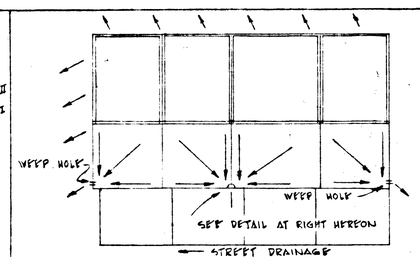

— TYPICAL BLDG. DRAINAGE —

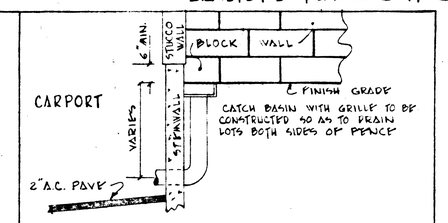

— TYPICAL PATIO DRAINAGE OUTLET —

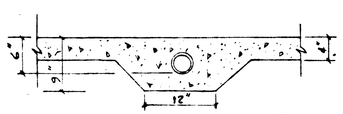

UNDER WALK DRAIN (5/1)

ONSITE QUANTITY ESTIMATE

1. 2" A.C. PAVEMENT	6100 S.Y.
2. 6" CONC. CURB.	573 L.F.
3. 18" "L" TYPE CURB & GUTTER	1291 L.F.
4. 6' VALLEY GUTTER	3104 S.F.
5. A.C. PAVE. FOR CARPORTS	OUT

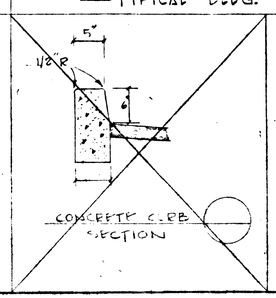

CONCRETE CURB SECTION

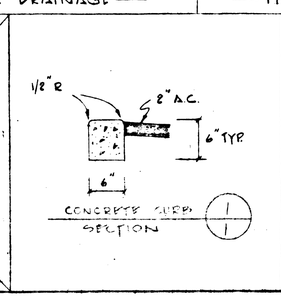

CONCRETE CURB SECTION (1/1)

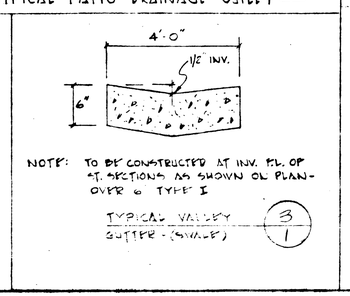

NOTE: TO BE CONSTRUCTED AT INV. EL. OF ST. SECTIONS AS SHOWN ON PLAN-OVER 6" TYPE I

TYPICAL VALLEY GUTTER - (SWALE) (3/1)

ENGINEER'S CERTIFICATE

THIS EXHIBIT COMPLIES WITH F.H.A. MINIMUM PROPERTY STANDARDS, LOCAL ACCEPTABLE STANDARDS & REQUIREMENTS.

Charley R. Johnson 5-18-72
CHARLEY R. JOHNSON
R.P.E. NEV. CERT. # 3009

BENCH MARK

6-2-72
City Engineer — Date

J. D. Decker
Field Engineer — 5-31-72 Date

VTN NEVADA — CONSULTING ENGINEERS PLANNERS
2209 PARADISE RD., LAS VEGAS, NEV
(702) 735-0227

BRADFORD PLACE UNIT #3
PLOT AND FINISH GRADING PLAN

HORIZ.	DES.	REV.	2	5
VERT.	CHK.	REV.		

20-6-55 1074-9653