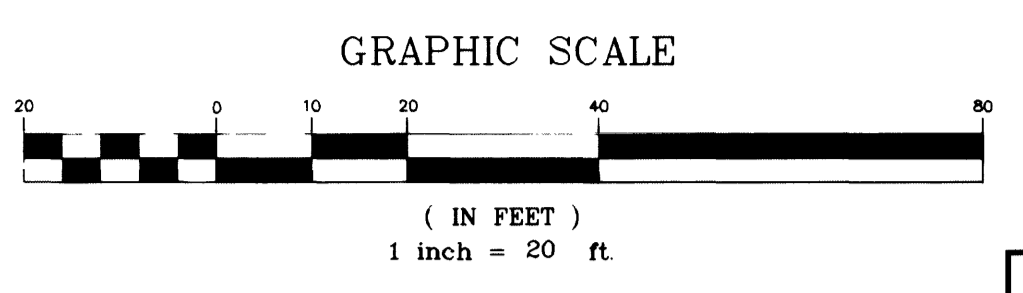
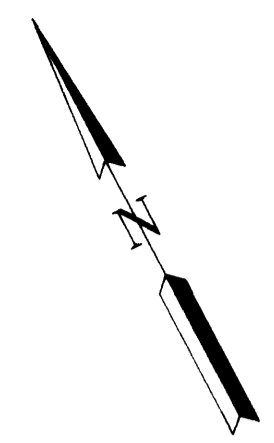


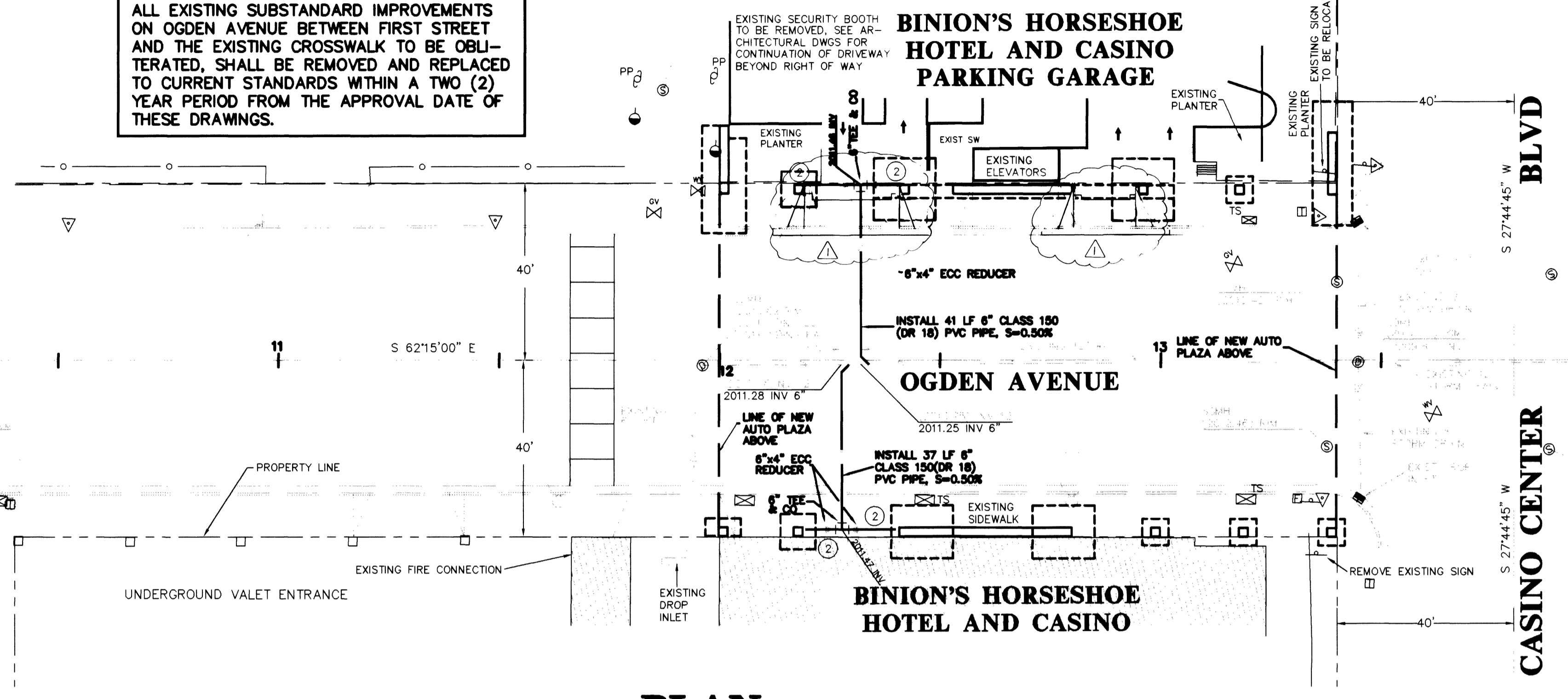
Project manager _____
 designed by _____
 sheet no. _____



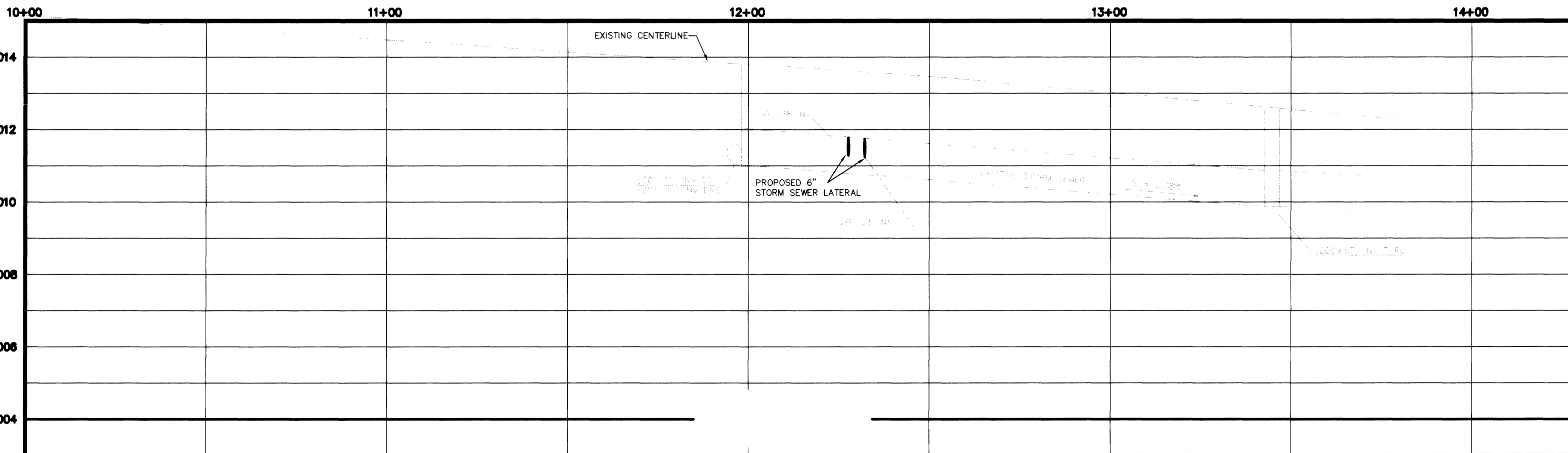
ALL EXISTING SUBSTANDARD IMPROVEMENTS ON OGDEN AVENUE BETWEEN FIRST STREET AND THE EXISTING CROSSWALK TO BE OBLITERATED, SHALL BE REMOVED AND REPLACED TO CURRENT STANDARDS WITHIN A TWO (2) YEAR PERIOD FROM THE APPROVAL DATE OF THESE DRAWINGS.

FIRST STREET

2014
2012
2010
2008
2006
2004



PLAN
SCALE: 1" = 20'



PROFILE
SCALE: HORIZ. 1" = 20'
VERT. 1" = 2'

LEGAL DESCRIPTION

PORTION OF THE NORTHEAST QUARTER (NE 1/4) OF THE NORTHWEST QUARTER (NW 1/4) OF SECTION 34, TOWNSHIP 20 SOUTH, RANGE 61 EAST, M.D.M.

BENCHMARK

RIVET & PLATE IN TOP OF CURB, NE RETURN OF FREMONT STREET AND MAIN STREET. ELEV: 2020.99 #2LV0134NW6

TEMPORARY BENCHMARK

TBM SET AT TOP OF FLANGE BOLT ON FIRE HYDRANT ON NORTH SIDE OF OGDEN AVENUE AT ENTRANCE TO ALLEY BETWEEN CASINO CENTER BOULEVARD AND FIRST STREET ELEV: 2016.45

BASIS OF BEARING

S 62°15'00" E BEING THE CENTERLINE OF OGDEN AVENUE, AND BEING 90° TO MAIN STREET (S 27°15' PER BOOK 1, PAGE 37 OF PLATS).

UTILITY NOTES.

- STREETLIGHTS WITHIN BOUNDARY OF PROPOSED AUTO PLAZA TO BE REMOVED AND RETURNED TO THE CITY OF LAS VEGAS STREETLIGHTING DEPARTMENT. REFER TO SHEET CE-1 FOR STREETLIGHTING DRAWING ON AUTO PLAZA STRUCTURE.
- SEE MECHANICAL DRAWINGS FOR CONTINUATION OF UTILITY INTO STRUCTURE.

NOTES:

- SEE SHEET C-4 FOR TRAFFIC SIGNAL PLAN.
- SEE SHEET C-2 FOR ALL NONE UTILITY RELATED CONSTRUCTION

SEE SHEET C1 (1 OF 6)
 LAS VEGAS VALLEY WATER DISTRICT DATE

AVOID CUTTING UNDERGROUND UTILITY LINES. IT'S COSTLY.
 Call before you Dig— 1-800-227-2600 UNDERGROUND SERVICE ALERT (USA)

AVOID OVERHEAD POWER LINE CONTACT
 Call before you OVERHEAD 1-702-593-6111 NEVADA POWER ENVIRONMENT AND SAFETY SERVICES DEPARTMENT

MARTIN & MARTIN
 CIVIL ENGINEERS
 1909 SOUTH JONES BLVD.
 SUITE B
 LAS VEGAS, NEVADA 89102
 PHONE (702) 248-8800

**BINION'S HORSESHOE
 PHASE I - AUTO PLAZA
 UTILITY PLAN
 LAS VEGAS, NEVADA**

LEGEND

EXISTING	PROPOSED	EXISTING	PROPOSED
RIGHT-OF-WAY	RIGHT-OF-WAY	SCREEN / RETAINING WALL	SCREEN / RETAINING WALL
FLUMELINE	FLUMELINE	CHAIN LINK FENCE	CHAIN LINK FENCE
CENTERLINE	CENTERLINE	BRICK ENCLOSURE	BRICK ENCLOSURE
WATER LINE	WATER LINE	GRADE BREAK	GRADE BREAK
SANITARY SEWER LINE	SANITARY SEWER LINE	WIRE FENCE	WIRE FENCE
GAS LINE	GAS LINE	FINISH FLOOR	FINISH FLOOR
STORM DRAIN	STORM DRAIN	CLEANOUT INVERT ELEVATION	CLEANOUT INVERT ELEVATION
POWER LINE / POWER POLE	POWER LINE / POWER POLE	FLOW LINE	FLOW LINE
TELEPHONE LINE	TELEPHONE LINE	FINISH GRADE	FINISH GRADE
FIRE HYDRANT	FIRE HYDRANT	BACK OF SIDEWALK	BACK OF SIDEWALK
WATER VALVE	WATER VALVE	TOP OF CURB	TOP OF CURB
METERS / PULL BOXES	METERS / PULL BOXES	TOP OF WALL	TOP OF WALL
REDUCER	REDUCER	A.C. PAVING	A.C. PAVING
MANHOLE	MANHOLE	TYPE 1" CURB & GUTTER	TYPE 1" CURB & GUTTER
CLEANOUT	CLEANOUT	TYPE 4" CURB	TYPE 4" CURB
CONTOUR	CONTOUR	CONCRETE	CONCRETE
TRAFFIC SIGNAL BOX	TRAFFIC SIGNAL BOX	STREET LIGHTS	STREET LIGHTS
FIRE ALARM BOX	FIRE ALARM BOX	100 W.H.P.S.	100 W.H.P.S.
TRAFFIC LIGHT POLE	TRAFFIC LIGHT POLE	150 W.H.P.S.	150 W.H.P.S.
STREET LIGHT BOX	STREET LIGHT BOX	200 W.H.P.S.	200 W.H.P.S.
POWER POLE	POWER POLE	250 W.H.P.S.	250 W.H.P.S.
GUY WIRE	GUY WIRE	FOUND POINT	FOUND POINT
SIGN	SIGN	COLLUM AND FOOTING	COLLUM AND FOOTING
FOUND POINT	FOUND POINT		
COLLUM AND FOOTING	COLLUM AND FOOTING		

Mark Zedler
 6-14-95

THE UTILITIES SHOWN ON THIS DRAWING HAVE BEEN PLOTTED FROM THE BEST AVAILABLE INFORMATION. IT IS, HOWEVER, THE CONTRACTOR'S RESPONSIBILITY TO FIELD VERIFY THE LOCATION OF ALL UTILITIES PRIOR TO THE COMMENCEMENT OF ANY CONSTRUCTION. CONTRACTOR TO FIELD VERIFY ALL EXISTING SITE CONDITIONS PRIOR TO CONSTRUCTION. IF A CONFLICT EXISTS BETWEEN WHAT IS SHOWN ON THESE DRAWINGS AND WHAT EXISTS IN THE FIELD, THE CONTRACTOR IS TO NOTIFY THE ARCHITECT OR ENGINEER IMMEDIATELY.

DRAWN BY JUS	RISSMAN AND RISSMAN ASSOCIATES, LTD. NORTH PROMENADE, LAS VEGAS HILTON-3000 PARADISE ROAD LAS VEGAS, NEVADA 89109-1238 (702) 735-1131		
	ARCHITECTS		
SCALE 1" = 10'	STRUCTURAL ENGINEER	MECHANICAL ENGINEER	ELECTRICAL ENGINEER
	BINION'S HORSESHOE LAS VEGAS NEVADA		UTILITY PLAN PLAN AND PROFILE PHASE 1
			REVISED DATE C-3 DRAWING NUMBER

no.	description of revisions	date	name
1	REV. Dwg. FROM STD. Dwg. #2221 7/2	7-9-90	MLH
2	Dwg. #224 PER AD-SURV. CONSULTING		

date	05-15-95
job number	1445.01
design by	JUS
drawn by	JUS
checked by	MLH

sheet number
C3
 3 OF 6