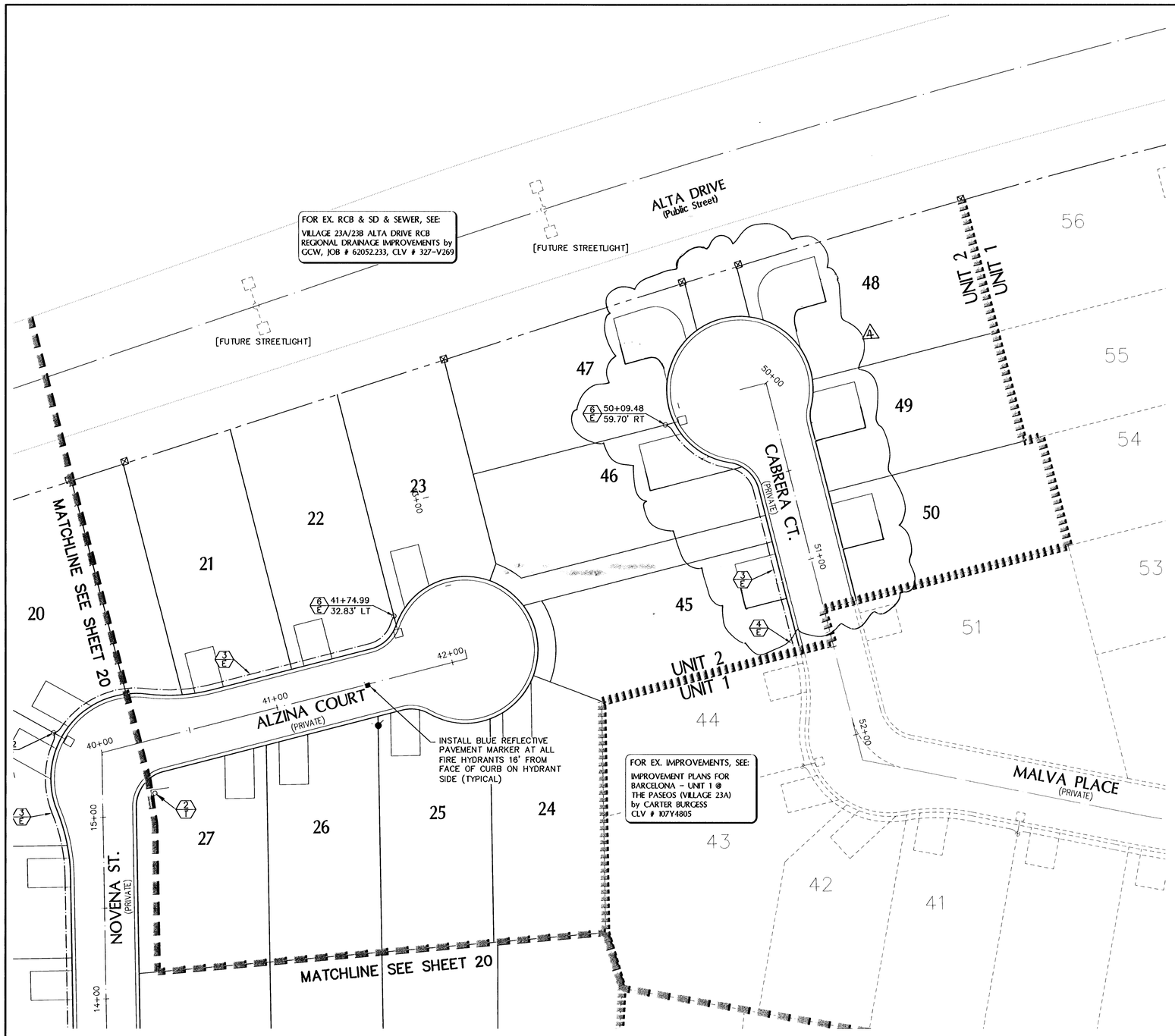

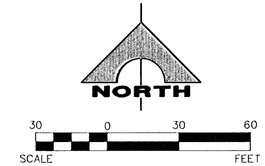

LEGEND

- NEW STREETLIGHT CONDUIT
- EX. STREETLIGHT CONDUIT
- NEW STREETLIGHT SERVICE PEDESTAL
- EX. STREETLIGHT SERVICE PEDESTAL
- NEW SINGLE STREETLIGHT
- NEW DOUBLE STREETLIGHT
- EXISTING STREETLIGHT
- FUTURE STREETLIGHT
- NEW PULL BOX
- EXISTING PULL BOX
- SVZ — SIGHT VISIBILITY ZONE
- 2- 9" STREET NAME SIGNS (D3) & 30" STOP SIGN (R1-1)
- 2- 9" STREET NAME SIGNS (D3)
- STOP — R1-1 (30")
- R7-1APR (24"x30")
- 25 MPH — R2-1 (18"x18")
- 0" LIP DRIVEWAY

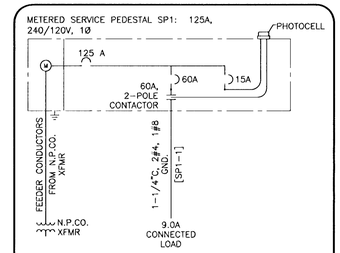

NOTE:
THE DESIGN PROFESSIONAL HAS PERFORMED ALL THE REQUIRED VOLTAGE DROP CALCULATIONS FOR ALL BRANCH CIRCUITS AND FEEDERS PER 2005 NATIONAL ELECTRICAL CODE ARTICLE 210.19(A)(1) FPN No. 4.

GENERAL ELECTRICAL NOTES:

1. ALL UNDERGROUND CONDUIT SHALL BE TYPE RNC (RIGID NONMETALLIC CONDUIT), SCHEDULE 40 PVC AND SHALL BE INSTALLED PER USD 404.1419 AND 501. ABOVE GRADE CONDUIT SHALL BE TYPE RMC (RIGID METALLIC CONDUIT). CONDUIT RISERS SHALL BE TYPE RMC WITH PVC COATING OR TAPE WRAP. ALL CONDUIT WHICH WOULD OTHERWISE BE EMPTY SHALL INCLUDE A NYLON PULLSTRING AND 1#8 FOR LOCATING PURPOSES.

2. ALL CONDUCTORS SHALL BE STRANDED, 600-VOLT, TYPE THW INSULATED COPPER.

3. THE ELECTRICAL CONTRACTOR SHALL FURNISH AND INSTALL ALL ELECTRICAL COMPONENTS AND HARDWARE AS REQUIRED BY THE NATIONAL ELECTRICAL CODE, LATEST EDITION AND SHALL COMPLY WITH THE REQUIREMENTS OF THE INSPECTING AUTHORITY HAVING JURISDICTION.

PROFESSIONAL ENGINEER - STATE OF NEVADA
JOHN T. BROWN
Exp. 12/31/2010
ELECTRICAL
No. 16033
DATE: 11-16-2010
FOR ELECTRICAL COMPONENTS ONLY

SERVICE PEDESTAL CIRCUIT CAPACITY VERIFICATION

CIRCUIT NAME:	SP1-1	
CIRCUIT TYPE:	STREET LIGHTING (PROPOSED)	
VOLTAGE:	240	
CIRCUIT CAPACITY:	60	
MAXIMUM CONTINUOUS CURRENT DRAW IS 80% OF CIRCUIT CAPACITY:	48	
EXISTING CIRCUIT LOAD AMPS =	6.00	
	PROPOSED	
PROPOSED LOAD TO CIRCUIT:	QTY.	AMPS
100 WATT SINGLE LUMINAIRES AT 240V = 0.50 AMPS	7	3.50
150 WATT TWIN LUMINAIRES AT 240V = 0.75 AMPS	0	0.00
250 WATT SINGLE LUMINAIRES AT 240V = 1.25 AMPS	0	0.00
250 WATT TWIN LUMINAIRES AT 240V = 2.50 AMPS	0	0.00
TOTAL PROPOSED LOAD AMPS =	3.50	
EXISTING PLUS PROPOSED LOAD AMPS =	9.50	
REMAINING AVAILABLE LOAD AMPS: MAXIMUM-EXISTING-PROPOSED=	38.50	

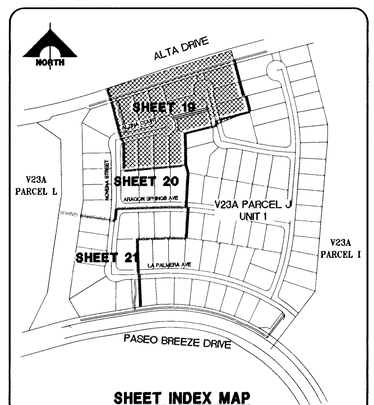

SHEET INDEX MAP

ELECTRICAL SERVICE NOTES

SP1: EXISTING 125 AMP, SINGLE PHASE, 3 WIRE, 120/240 V PAD MOUNTED SERVICE PEDESTAL.
SEE: BARCELONA THE PASEOS
PARCEL J SUMMERLIN V23A
CLV DRAWING NO. 10744805

SIGHT ZONE NOTE

NOTHING OVER 24" IN HEIGHT IN SIGHT ZONE EXCEPT TRAFFIC CONTROL DEVICES.

BENCHMARK

CITY OF LAS VEGAS BENCHMARK OLV09 36NWW6
RIVET & PLATE IN TOP OF CURB RETURN @ NW CORNER OF PAVILLION CENTER & ALTA. 3024.16 FEET OR 921.767 METERS NAVD 1988 DATUM

BASIS OF BEARINGS

NORTH 05° 59' 55" WEST BEING THE BEARING OF THE WEST LINE OF SECTION 34, T 20 S, R 59 E, M.D.M., CITY OF LAS VEGAS, CLARK COUNTY, NEVADA, AS SHOWN BY MAP THEREOF ON FILE IN FILE 91, PAGE 28 OF PARCEL MAPS IN THE CLARK COUNTY RECORDERS OFFICE, CLARK COUNTY, NEVADA.

LEGAL DESCRIPTION

BEING A SUBDIVISION OF A PORTION OF PARCEL 1 AS SHOWN BY MAP THEREOF ON FILE IN FILE 91, PAGE 28 OF PARCEL MAPS IN THE COUNTY RECORDER'S OFFICE, CLARK COUNTY, NEVADA, LYING WITHIN SECTION 34, TOWNSHIP 20 SOUTH, RANGE 59 EAST, AND THE NORTH HALF (N 1/2) OF THE NORTH HALF (N 1/2) OF SECTION 3, TOWNSHIP 21 SOUTH, RANGE 59 EAST, M.D.M., CITY OF LAS VEGAS, CLARK COUNTY, NEVADA 107Y4805-2.

TRAFFIC CONSTRUCTION NOTES

1. INSTALL 2- 9" STREET NAME SIGNS (D3) PER USD 250 AND 30" STOP SIGN (R1-1)
2. INSTALL 2- 9" STREET NAME SIGNS (D3) PER USD 250
3. INSTALL 25 MPH SPEED LIMIT SIGN (R2-1)
4. INSTALL "NO PARKING" SIGN (R7-1APR)

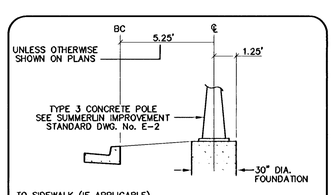

TYPICAL STREETLIGHT LOCATION
NOT TO SCALE

STREETLIGHT CONSTRUCTION NOTES

1. SERVICE PEDESTAL SP1. REFER TO ELECTRICAL SERVICE NOTES.
2. PROPOSED NO. 3-1/2 PULLBOX PER USD 326.
3. PROPOSED 1-1/4" CONDUIT CONTAINING 2#4, 1#8 GND. [CIRCUIT A]
4. TIE TO EXISTING 1-1/4" CONDUIT STUB OUT. EXTEND CONDUCTORS TO NEXT EXISTING STREETLIGHT.
5. PROPOSED 1-1/4" CONDUIT ONLY.
6. SUMMERLIN TYPE 3B STREETLIGHT PER SSD E-1.

STREETLIGHT QUANTITIES

250 W SINGLE STREETLIGHT (PUBLIC)	0 EA
100 W SINGLE STREETLIGHT (PRIVATE)	7 EA
1-1/4" STREETLIGHT CONDUIT	1560 LF
No. 3-1/2 PULL BOX	1 EA
200 AMP STREETLIGHT SERVICE POINT	0 EA



PROFESSIONAL ENGINEER - STATE OF NEVADA
JOHN T. BROWN
Exp. 12/31/2010
ELECTRICAL
No. 15759
DATE: 11/9/10
% COMPLETE

REV'S	DATE	DESCRIPTION	DATE	AGEN APP	DATE	GCW APP
A	10/6/11	REVISE DRIVEWAY LANDING	11/9/11	DA		

PROJECT NO. 62023-970

DESIGN:
DRAWN:
CHECK:
PLOT DATE: 11-08-10
PLOT TIME: 14:49:02

G.C. WALLACE COMPANIES
ENGINEERS | PLANNERS | SURVEYORS
1555 S. RAINBOW BOULEVARD · LAS VEGAS, NV 89146
T: 702.804.2000 · F: 702.804.2299 · GCWALLACE.COM
LAS VEGAS · SACRAMENTO · RENO
F:\Projects\600\62023-970\Dwg\Production\BARCO015.dwg
Daniel Kelley

THE HOWARD HUGHES CORPORATION
SUMMERLIN VILLAGE 23A PARCEL J UNIT 2
BARCELONA

STREETLIGHT AND TRAFFIC CONTROL PLAN 1

H39503

DRAWING
19
19 OF 23 SHTS

128325
9/1-1
125757