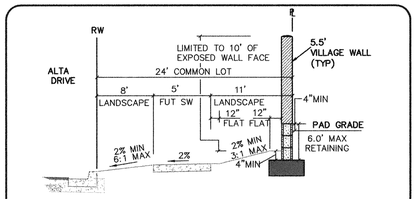

NOTE:
24' SUMMERLIN COMMON LOT TO BE BUILT CONCURRENT W/THIS PROJECT PER VILLAGE 23A DESIGN DWG 2-K.1

DECORATIVE BLOCK WALL WITH 20% CONTRASTING MATERIAL AND CAP

VILLAGE WALL DETAIL (A)
SCALE: NONE

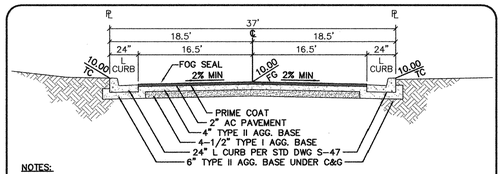

NOTES:
1. PUBLIC TRAFFIC CONTROL & STREET LIGHT EASEMENTS SHALL BE PROVIDED ON THE APPROPRIATE SIDE OF THOSE PRIVATE STREETS WHERE SUCH ITEMS ARE TO BE INSTALLED AND ARE TO BE MEASURED FROM THE RIGHT-OF-WAY LINE. STREET LIGHTS SHALL NOT ENCROACH INTO SIDEWALKS OR WALKWAYS.
2. GRADING SHALL BE IN ACCORDANCE WITH THE SOILS REPORT

37' PRIVATE STREET (SUMMERLIN STD DWG S-14) (B)
SCALE: NONE

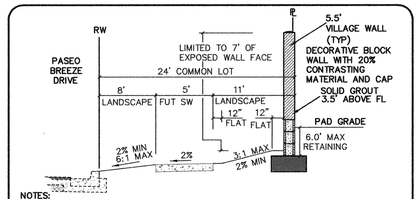

NOTES:
1. 24' SUMMERLIN COMMON LOT TO BE BUILT CONCURRENT W/THIS PROJECT PER VILLAGE 23A DESIGN DWG 2-K.1
2. PROPOSED GRADES INSIDE 24' SUMMERLIN COMMON LOT NEED TO BE BUILT CONCURRENT WITH THE GRADING PLAN

PASEO BREEZE DRIVE VILLAGE WALL DETAIL (C)
SCALE: NONE
ENHANCED PRODUCT

NOTES:
1. 24' SUMMERLIN COMMON LOT TO BE BUILT CONCURRENT W/THIS PROJECT PER VILLAGE 23A DESIGN DWG 2-K.2
2. PROPOSED GRADES INSIDE 24' SUMMERLIN COMMON LOT NEED TO BE BUILT CONCURRENT WITH THE GRADING PLAN

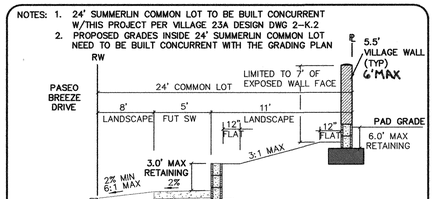

DECORATIVE BLOCK WALL WITH 20% CONTRASTING MATERIAL AND CAP.

PASEO BREEZE DRIVE VILLAGE WALL DETAIL (D)
SCALE: NONE
ENHANCED PRODUCT

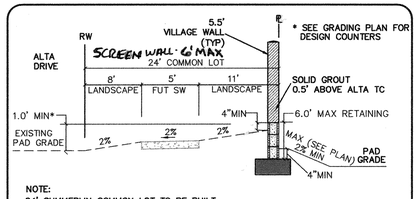

NOTE:
24' SUMMERLIN COMMON LOT TO BE BUILT CONCURRENT W/THIS PROJECT PER VILLAGE 23A DESIGN DWG 2-K.1

DECORATIVE BLOCK WALL WITH 20% CONTRASTING MATERIAL AND CAP

ALTA DRIVE VILLAGE WALL DETAIL (E)
SCALE: NONE
VILLAGE

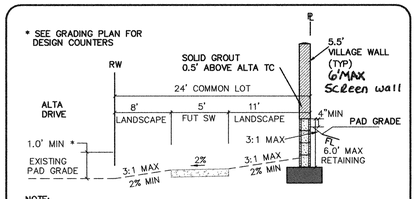

NOTE:
24' SUMMERLIN COMMON LOT TO BE BUILT CONCURRENT W/THIS PROJECT PER VILLAGE 23A DESIGN DWG 2-K.1

DECORATIVE BLOCK WALL WITH 20% CONTRASTING MATERIAL AND CAP

ALTA DRIVE VILLAGE WALL DETAIL (F)
SCALE: NONE
VILLAGE

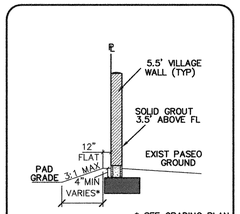

* SEE GRADING PLAN

VILLAGE WALL DETAIL (G)
SCALE: NONE

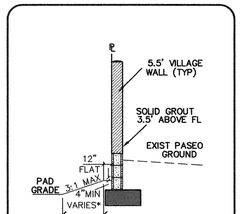

* SEE GRADING PLAN

VILLAGE WALL DETAIL (G)
SCALE: NONE

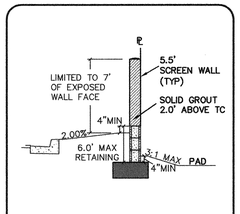

PRODUCT WALL DETAIL (H)
SCALE: NONE
PRODUCT

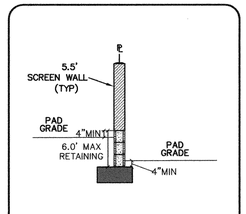

SIDE TO SIDE WALL DETAIL (I)
SCALE: NONE

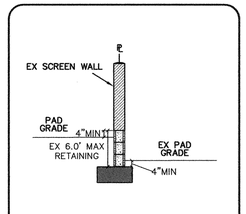

EX SIDE TO SIDE WALL DETAIL (J)
SCALE: NONE

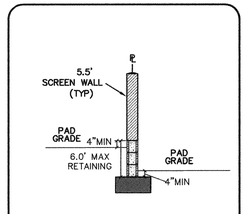

SIDE TO SIDE/REAR WALL DETAIL (K)
SCALE: NONE

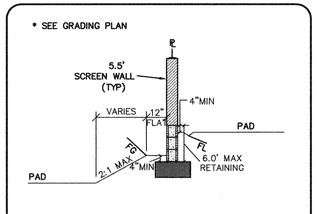

REAR TO REAR/SIDE WALL DETAIL (L)
SCALE: NONE

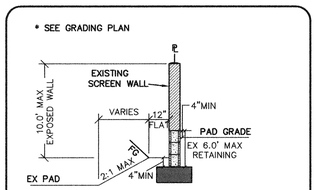

REAR TO REAR/SIDE WALL DETAIL (M)
SCALE: NONE

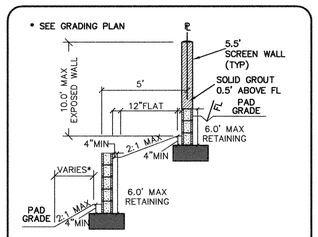

REAR TO REAR/SIDE WALL DETAIL (N)
SCALE: NONE

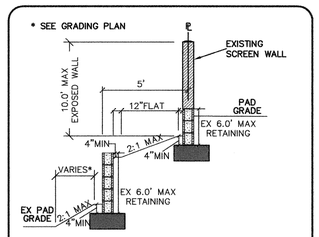

EX REAR TO REAR/SIDE WALL DETAIL (O)
SCALE: NONE

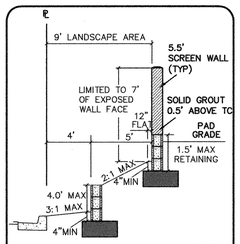

CORNER LOT DETAIL (P)
SCALE: NONE
PRODUCT

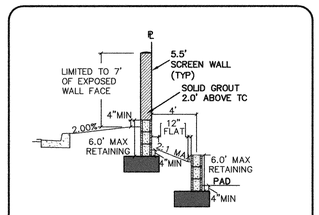

STREET TO REAR (Q)
SCALE: NONE
PRODUCT

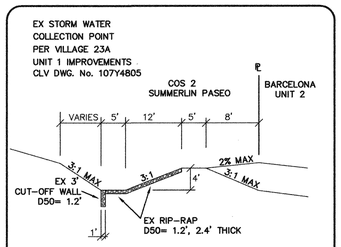

EXSTING INTERIM BERM (R)
SCALE: NONE

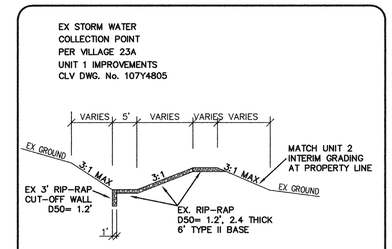

EXSTING INTERIM BERM (S)
SCALE: NONE

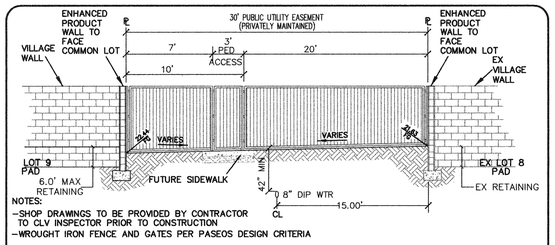

NOTES:
-SHOP DRAWINGS TO BE PROVIDED BY CONTRACTOR TO CLV INSPECTOR PRIOR TO CONSTRUCTION
-WROUGHT IRON FENCE AND GATES PER PASEOS DESIGN CRITERIA

PUBLIC UTILITY EASEMENT AND PEDESTRIAN ACCESS (T)
SCALE: NONE

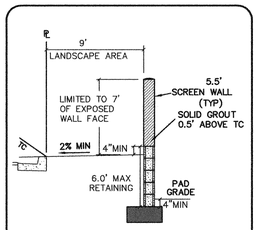

CORNER LOT DETAIL (U)
SCALE: NONE
PRODUCT

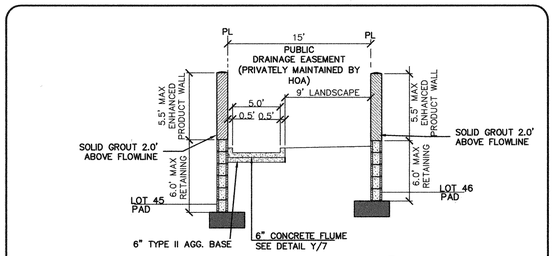

15' DRAINAGE EASEMENT (V)
SCALE: NONE

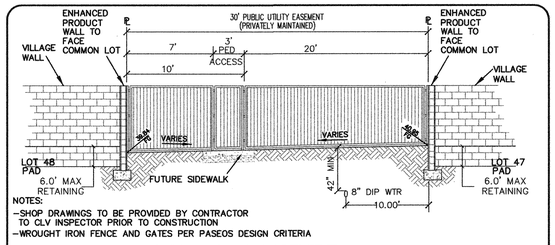

NOTES:
-SHOP DRAWINGS TO BE PROVIDED BY CONTRACTOR TO CLV INSPECTOR PRIOR TO CONSTRUCTION
-WROUGHT IRON FENCE AND GATES PER PASEOS DESIGN CRITERIA

PUBLIC UTILITY EASEMENT AND PEDESTRIAN ACCESS (W)
SCALE: NONE

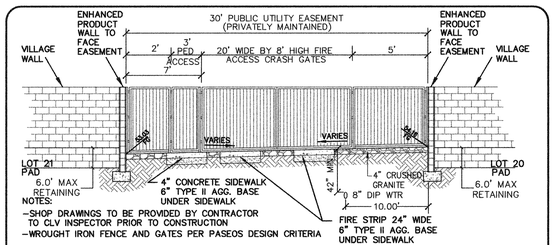

NOTES:
-SHOP DRAWINGS TO BE PROVIDED BY CONTRACTOR TO CLV INSPECTOR PRIOR TO CONSTRUCTION
-WROUGHT IRON FENCE AND GATES PER PASEOS DESIGN CRITERIA

125747

PUBLIC UTILITY EASEMENT, EMERGENCY FIRE AND PEDESTRIAN ACCESS (X)
SCALE: NONE

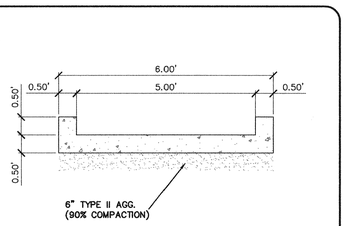

6' CONCRETE FLUME (Y)
SCALE: NONE

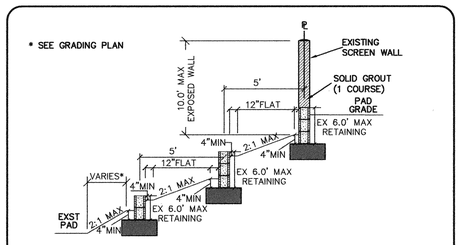

REAR TO REAR/SIDE WALL DETAIL (Z)
SCALE: NONE

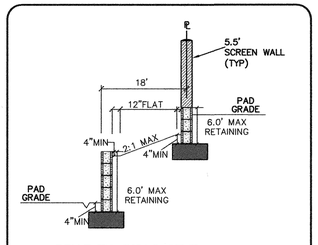

REAR TO REAR/SIDE WALL DETAIL (AA)
SCALE: NONE

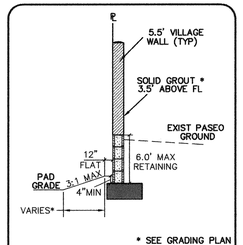

* SEE GRADING PLAN

VILLAGE WALL DETAIL (BB)
SCALE: NONE

107Y4805-2

STATE OF NEVADA PROFESSIONAL ENGINEER — MICHAEL J. FERRIGNO — No. 15717

% COMPLETE

REV	DATE	DESCRIPTION	DATE	AGEN APP	DATE	GCW APP	DATE

PROJECT NO. 62023-970
DESIGN:
DRAWN:
CHECK:
PLOT DATE: 11-16-10
PLOT TIME: 09:10:04

G.C. WALLACE COMPANIES
ENGINEERS | PLANNERS | SURVEYORS
2555 S. RAINBOW BOULEVARD · LAS VEGAS, NV 89146
T: 702.804.2000 · F: 702.804.2299 · GCWALLACE.COM

LAS VEGAS · SACRAMENTO · RENO

F:\Projects\600\62023-970\DWG\Production\BARC4007.dwg
Michael Ferrigno

THE HOWARD HUGHES CORPORATION

SUMMERLIN VILLAGE 23A PARCEL J UNIT 2
BARCELONA

DETAILS 1

H39603

DRAWING 7
7 OF 23 SHTS

gcs24.36.dwg 07/20/23 Jpv