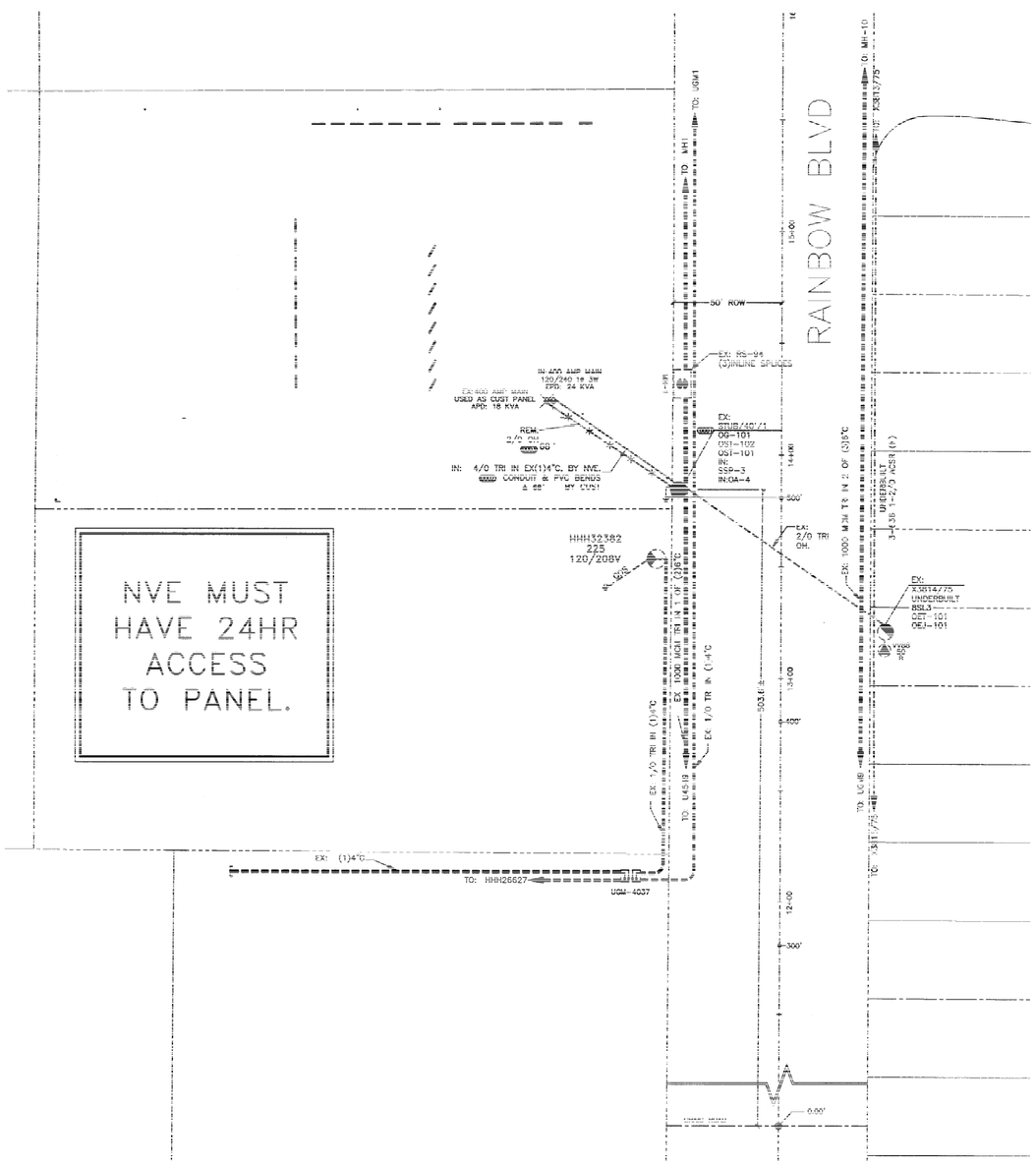

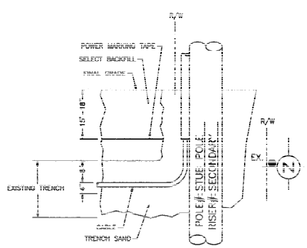

RISER DETAIL
DIRECT BURIED CABLE & CABLE IN CONDUIT PER NVE U.G. STD. RR-1 (TYP.)

NVE OVERHEAD SYMBOLS

EXIST.	NEW	
		CUST INT WOOD POLE
		JOINT USE WOOD POLE
		SOLE USE STEEL POLE
		JOINT USE STEEL POLE
		GUY POLE
		GUY
		TAP
		SWITCH
		FUSE
		DOUBLE DEAD END
		INSULATOR
		CAPACITOR BANK
		RECEPTACLE
		RECLOSER
		FAULT INDICATOR
		SINGLE PHASE TRANSFORMER
		PAL LIGHT
		OH PRIMARY WIRE
		OH SECONDARY WIRE
		OH SERVICE WIRE

!!!! CAUTION !!!!
ENERGIZED CABLES...
CALL BEFORE YOU DIG

TRANSFORMER
LOAD
50KVA
EXISTING: 18KVA
NEW: 24KVA
TOTAL: 42 KVA

GENERAL NOTES:

ANY NOTES LOCATED IN DRAWING AREA TAKE PRECEDENCE OVER STANDARD NOTES.

ALL WORK SHALL BE ACCOMPLISHED IN STRICT ACCORDANCE WITH THE SPECIFICATIONS SET FORTH IN THE ELECTRIC SERVICE REQUIREMENTS HANDBOOK, AS CURRENTLY ADOPTED BY NVE. THE APPLICANT SHALL SECURE COPIES OF THE APPROPRIATE CONSTRUCTION SPECIFICATIONS ON FILE ON FER WEB SITE.

REFER TO A CURRENT NV ENERGY ELECTRIC SERVICE REQUIREMENTS HANDBOOK FOR FURTHER CLARIFICATION OF NVE STANDARDS.

THE APPLICANT SHALL INFORM THE INSPECTOR AT LEAST 48 HOURS BEFORE COMMENCING ANY FILL OR CONSTRUCTION OR INSTALLATION OF MATERIAL TO ENABLE PROMPT INSPECTIONS OF MATERIALS AND WORKMANSHIP. MAIN TRENCH WIRE PULLS TO BE SCHEDULED 72 HOURS IN ADVANCE OF INSTALLATION. APPLICANT'S PROJECT WILL NOT BE SCHEDULED UNTIL FINAL APPROVAL FROM NVE UNDERGROUND & ELECTRICAL INSPECTORS.

SYMBOLS ARE NOT TO SCALE AND DO NOT NECESSARILY REPRESENT ACTUAL LOCATIONS OF EQUIPMENT.

THE DRAWING BASEMAPS DATA COLLECTED FROM VARIOUS SOURCES AND MAY NOT REPRESENT A SURVEY OF THE PREMISES.

APPLICANT SHALL FIELD DETERMINE POSITION AND DEPTH OF EXISTING UTILITY EQUIPMENT PRIOR TO COMMENCING CONSTRUCTION.

USE CAUTION PRIOR TO EXCAVATION. CHECK TO ENSURE ADDITIONAL DEPTH IS NOT REQUIRED TO ACCOMMODATE GAS AND/OR WATER FACILITIES AND PROPERTY OWNERS.

CALL NV ENERGY UNDERGROUND INSPECTORS 48 HOURS PRIOR TO START OF CONSTRUCTION FOR TRENCH INSPECTIONS BEFORE COVERING TRENCH.

ALL NVE CABLE TO BE INSTALLED BEHIND CURB, UNLESS OTHERWISE STATED.

APPLICANT IS RESPONSIBLE FOR STAKING OF PROPERTY CORNERS & ELEVATIONS.

ALL MANHOLES AND PULLBOXES SHALL BE INSTALLED TO FINISHED GRADE OR 6" ABOVE IF GRADE IS NOT ESTABLISHED.

WHEN INSTALLING CONDUIT IN FIELD, USE APPROPRIATE BENDS TO COMPLETE THE INSTALLATION.

DEFLECTION OF CONDUIT BENDS AND CONDUIT NOT TO EXCEED NVE STANDARDS.

EXISTING CONDUIT INSTALLED BY PREVIOUS CONTRACTOR / DEVELOPER. NVE DOES NOT GUARANTEE LOCATION, LENGTH, OR ACCESSIBILITY OF STUB OUT. IF UTILIZING ANY PORTION OF EXISTING CONDUIT, IT MUST BE MANDRELED PRIOR TO FINAL RELEASE.

PREVIOUSLY MANDRELLED CONDUIT WHICH HAS BEEN IN THE GROUND FOR OVER 6 MONTHS MUST BE RE-MANDRELLED PRIOR TO FINAL RELEASE.

NO COVERED PARKING IN FRONT OF EQUIPMENT.

ALL CONSTRUCTION AND MATERIALS SHALL BE IN ACCORDANCE WITH THE "UNIFORM STANDARD SPECIFICATIONS FOR PUBLIC WORKS CONSTRUCTION OFF-SITE IMPROVEMENTS, CLARK COUNTY AREA NEVADA", LATEST ISSUE; THE "UNIFORM STANDARD DRAWINGS FOR PUBLIC WORKS CONSTRUCTION, CLARK COUNTY AREA NEVADA", LATEST ISSUE; AND OTHER APPLICABLE APPROVED STANDARDS SHOWN ON THE CONSTRUCTION ASPECTS, ALL LOCAL CITY CODES AND ORDINANCES APPLICABLE.

COMMERCIAL

FIRST	NEW	NVE WORK AND SERVICES TO CONSIST OF:
		1/0 TRIPLEX, 15 KV AL PRIMARY CABLE IN 4" PLASTIC CONDUIT (CONDUIT BY CONTRACTOR).
		1/0, 15 KV AL PRIMARY CABLE IN 4" PLASTIC CONDUIT (CONDUIT BY CONTRACTOR).
		INSTALL NEW CABLE IN EXISTING VACANT CONDUIT.
		CONDUIT LOCATING DEVICE 18" ABOVE CONDUIT.
		SINGLE PHASE PRIMARY POLE RISER PER NVE U.G. STD. OEP-105.
		THREE PHASE PRIMARY POLE RISER PER NVE U.G. STD. OEP-106.
		SECONDARY RISER PER NVE U.G. STD. SSP-2.
		SINGLE PHASE PADMOUNTED TRANSFORMER WITH ANNUAL FUNDS COMMERCIAL PADMOUNTED TRANSFORMER WITH SIZE AS NOTED, 7200-120/240V, PER NVE U.G. STD. UT-105.
		(2) SINGLE PHASE PADMOUNTED COMMERCIAL TRANSFORMERS WITH SIZE AS NOTED, 7200-120/240V, CONNECT OPEN WYE-OPEN DELTA FOR THREE PHASE 120-240V SERVICE, PER NVE U.G. STD. UT-107, WHERE APPLICABLE.
		(3) SINGLE PHASE PADMOUNTED COMMERCIAL TRANSFORMERS WITH SIZE AS NOTED, 7200-120/240V, CONNECT CLOSED WYE-CLOSED DELTA FOR THREE PHASE 120-240V SERVICE, PER NVE U.G. STD. UT-108, WHERE APPLICABLE.
		THREE PHASE COMMERCIAL PADMOUNTED TRANSFORMER WITH SIZE & VOLTAGE AS NOTED, PER NVE U.G. STD. UT-101, WHERE APPLICABLE.
		TERMINATION OF ALL MODULES, MAKES, SPLICES AND FINAL CONNECTIONS.
		NVE TO PUL PRIMARY CABLE IN PULLBOX FOR FUTURE SPLICES, WHERE APPLICABLE.
		NVE TO CUT EXISTING CONDUIT AND TERMINATE PRIMARY CABLES ON THE LOAD BREAK MODULE, WHERE APPLICABLE.
		SERVICE CABLE BY NVE UNLESS NOTED OTHERWISE.
		APPLICANT TO FURNISH AND INSTALL:
		ALL TRENCHING & BACKFILL, MEETING APPLICABLE NVE STANDARD (NOTE ON SHEET 1).
		4" PLASTIC CONDUIT, PER NVE U.G. STD. RC-1 AND RC-2.
		4" PLASTIC CONDUIT BENDS (90°, 45°) WITH 36" MIN. RADIUS. (IF CONDUIT LENGTH IS UNDER 100')
		4" RGS BENDS (90°, 45°) WITH 36" MINIMUM RADIUS, TAPED OR PVC COATED. (IF CONDUIT LENGTH IS OVER 100')
		COUPLING FOR 4", 4", OR 4" CONDUITS (AS APPLICABLE).
		ALL SERVICE CONDUIT - 4" MINIMUM DB60 PVC GRAY (RIGER NOTE REVISED) WITH 5/32" PULL STRING/PULL TAPE WITH A MIN. BREAKING STRENGTH OF 1250 lbs.
		3'-6" X 6' X 4' SINGLE PULLBOX PER NVE U.G. STD. RS-80.
		3' X 7' X 4' PULLBOX PER NVE U.G. STD. RS-82.
		PAD FOR (1) SINGLE PHASE COMMERCIAL TRANSFORMER, PER NVE U.G. STD. RS-19 AND RS-5.
		PAD FOR (2) SINGLE PHASE COMMERCIAL TRANSFORMERS, PER NVE U.G. STD. RS-20 AND RS-5.
		PAD FOR (3) SINGLE PHASE COMMERCIAL TRANSFORMERS, PER NVE U.G. STD. RS-21 AND RS-5.
		PAD FOR (1) THREE PHASE COMMERCIAL TRANSFORMER, PER NVE U.G. STD. RS-35, RS-37, RS-40 OR RS-41, AND RS-5.
		VEHICLE PROTECTIVE BARRIERS PER NVE U.G. STD. RS-5, WHERE APPLICABLE.

TRANSMISSION REQUIREMENTS

COMPLIANCE WITH ALL NESC AND OSHA REQUIREMENTS.
MATERIALS AND EQUIPMENT CANNOT BE STOCKPILED UNDER LINES.
POLE BOLLARDS ARE REQUIRED AND SHALL BE INSTALLED BY THE OWNER IF PARKING IS WITHIN 10' OF ANY TRANSMISSION STRUCTURE.
A 40'X40' SQUARE MUST BE MAINTAINED ON ONE SIDE OF A TANGENT STRUCTURE AND A 20'X20' SQUARE AROUND A DEAD END STRUCTURE TO ALLOW ACCESS FOR MAINTENANCE PURPOSES.
CUSTOMER MUST OBTAIN PRIOR APPROVAL FROM TRANSMISSION ENGINEERING FOR FUTURE PROJECTS AND ANY CHANGES OR REVISIONS TO THIS PROJECT INCLUDING BUT NOT LIMITED TO THE FOLLOWING ITEMS:

- PARKING OR STORAGE OF VEHICLES EXCEEDING 8' IN HEIGHT
- COVERED PARKING
- PARKING LIGHTS
- METALLIC FENCES OR BLOCK WALLS
- TRASH ENCLOSURES
- BUILDINGS OR STRUCTURES AND FREE STANDING SIGNS
- SWIMMING POOLS
- FINE AND PALM TREES
- ELEVATION OR GRADE CHANGES

CONTRACTOR SHALL MAINTAIN RADIUS OF 10' PLUS 1:1 SLOPE OF UNDISTURBED SOIL AROUND POLES OR CONTRACTOR WILL NEED TO PROVIDE FOR TRENCH SHORING AND/OR BRACING. CONTRACTOR MAY OBTAIN WAIVER FROM NVE CONSTRUCTION SUPERVISOR.

PURPOSE OF PROJECT:
CHANGE OVERHEAD FEED TO UG
EXISTING 400AMP 120/240 1ø

CITY OF LAS VEGAS
PERMIT REQUIRED*

CONTACT CLV LAND DEVELOPMENT (229-6371)
CLV CONSTRUCTION SERVICES MUST BE NOTIFIED 24 HOURS PRIOR TO COMMENCING CONSTRUCTION (229-6327)

*NVE INSPECTOR MUST BE NOTIFIED BY FAX 48 HOURS PRIOR TO COMMENCING CONSTRUCTION & WILL VERIFY CITY PERMIT FOR WORK DONE IN STREETS OR SIDEWALK.
FAX PERMIT TO:
LAS VEGAS NORTH (RYAN CENTER): 402-4354
LAS VEGAS SOUTH (BELTWAY CENTER): 407-6888

APPROVED FOR CONSTRUCTION
THIS APPROVAL IS FOR WORK IN CLV R/W & EASEMENT ONLY. OBTAINING PERMISSIONS OR EASEMENTS FOR WORK SHOWN ON PRIVATE PROPERTY IS THE RESPONSIBILITY OF THE UTILITY.
APPROVAL 11/27/2011

CIVIL LINETYPE LEGEND

	PROPOSED	EXISTING
CENTERLINE		
PROPERTY LINE/ROW (TYPE)		
EDGE OF PAVEMENT	W W	W W
EDGE OF SIDEWALK		
SEWER LINE *	S S	S S
WATER LINE *	W W	W W
GAS LINE *	G G	G G
TELEPHONE LINE *	T T	T T
CABLE TV LINE *	CATV	CATV
STORM DRAIN LINE *	SD SD	SD SD
FIRE HYDRANT		
STREET LIGHT SERVICE		

* LINETYPES UTILIZED WHERE CONFLICT OCCURS WITH NVE FACILITIES.

T,R,S: 2060-03
APN: 13603602013

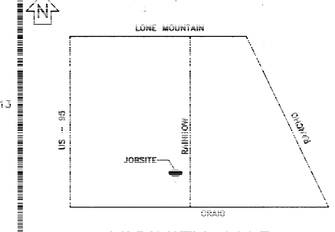

VICINITY MAP
(NOT TO SCALE)

EVERY EFFORT HAS BEEN MADE TO IDENTIFY ALL NVE FACILITIES. THE CUSTOMER SHALL CONFIRM THE EXISTENCE AND LOCATION OF THESE FACILITIES.

AVOID HITTING OVERHEAD POWER LINES. IT'S COSTLY.
CALL BEFORE YOU DO OVERHEAD
CALL 1-702-402-2020

Call before you Dig
Avoid cutting underground utility lines. It's costly.
Call 811
or
1-800-227-2600
CLARK COUNTY TRAFFIC OPERATIONS
1-702-455-7544

REVISIONS

NO.	DESCRIPTION	DATE	G.A.

TYPE OF EASEMENT:		JPA NOTES:
AERIAL	■	EMBARQ CONTACT: DARCY JONES
STANDARD	☐	PHONE NUMBER: 702/244-7510
R/W-31	☐	DATE OF CONTACT: 06/08/2010
UNDERGROUND	☐	____ TO SET NEW POLES
AS BUILT UNDERGROUND	☐	____ TO STAKE NEW POLES
R.O.E./R/W-S-COM	■	____ TO PROVIDE ____ POLES
3rd PARTY	☐	____ FT. CLASS ____
UNDERGROUND BY EXHIBIT	☐	____ FT. CLASS ____
(N-DOT) PERMIT	☐	____ FT. CLASS ____
(BLM) PERMIT	☐	____ TO DIG POLE HOLES
RAILROAD-UPRR-PERMIT	☐	____ TO REMOVE EX. POLES
SO. NEVADA WATER PERMIT	☐	SECONDARY RISER TO FEED 400
NOT REQUIRED	☐	AMP METER
Misc. Info.	☐	JPA#: P201000826

EXHIBIT 'A'

NVE INFORMATION:
COORDINATOR: JANE KING
PHONE: 702/402-6506
DESIGNER: STEVEN MONROE
DCA: N/A
INSPECTION SCHEDULING: 402-3008
STAND BY: 402-6788,402-6795,402-6840
DISTRICT: LAS VEGAS SOUTH
CUSTOMER INFORMATION:
APPLICANT SAGEBRUSH PROPERTY VENTURES
ENGINEER: N/A
CONTACT: DAVID HUME 702/839-9947
APPROVAL DATE: 06/21/2010
GOVERNMENT INFORMATION:
AGENCY: CITY OF LAS VEGAS
APPROVAL DATE: NOT REQUIRED

FOR EACH SERVICE POINT (POINT OF DELIVERY), ENERGY FOR EACH TENANT SPACE WILL BE MEASURED THROUGH ONE WATTHOUR METER. ENERGY FOR ALL NON-TENANT SPACE WILL BE MEASURED THROUGH ONE WATTHOUR METER. CONTACT NVE METER OPERATIONS FOR MULTIPLE RATE CLASS INSTALLATIONS.

NVEnergy

SEQUOIA ELECTRIC OFFICE REMODEL
@ 4485 N. RAINBOW BLVD

11# 38985 Dwg # 107V3322 - PWR

DRAWN ID: 193980	SCALE: 1" = 30'
SHEET #: 1 OF 1	DATE: 05/20/2010

Sharing of this drawing and the information contained herein shall be only to individuals/parties who have entered into an agreement with Applicant for the completion of work associated with this specific project. Use for purposes other than this specific project requires the written consent of NV Energy.