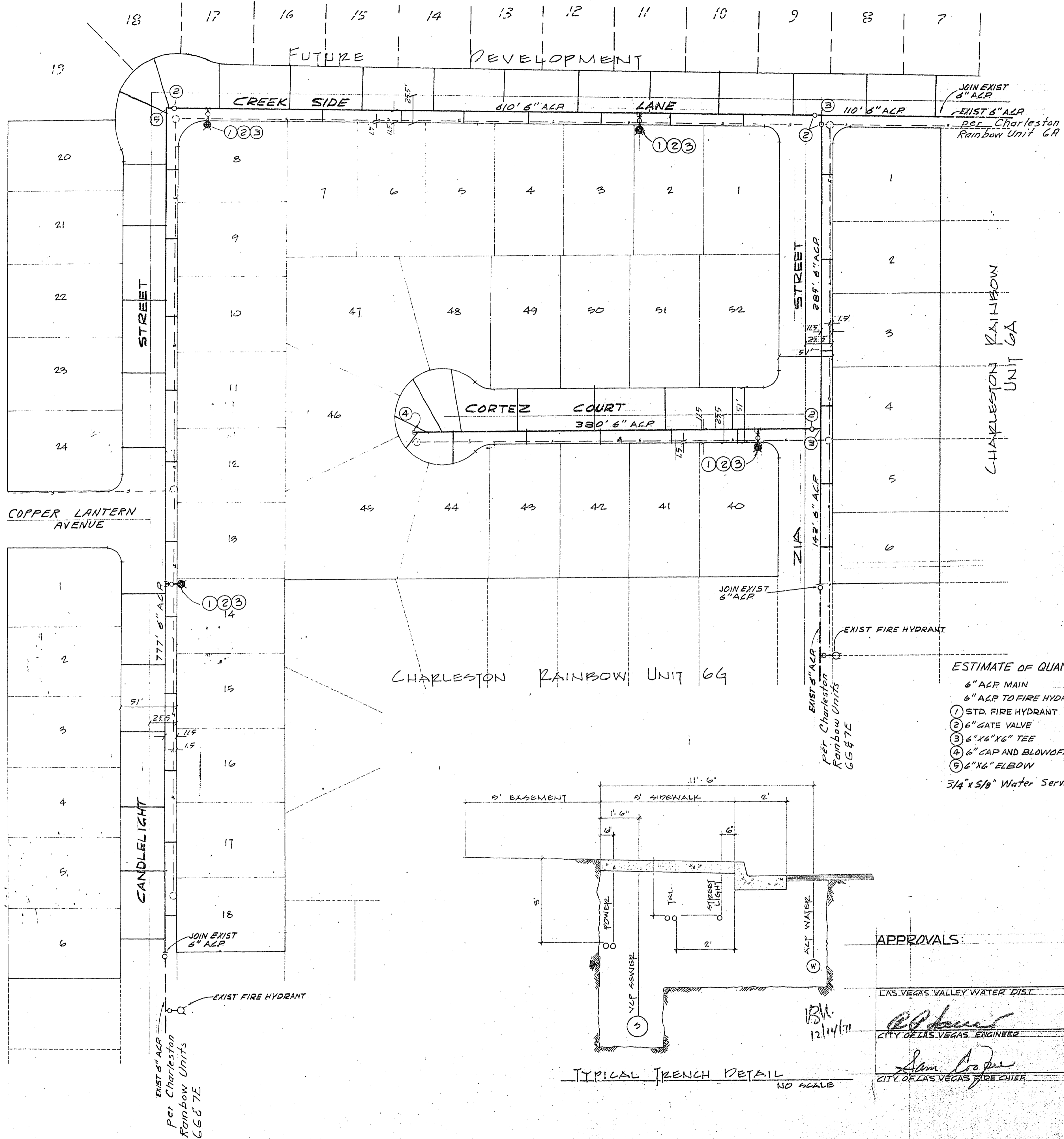


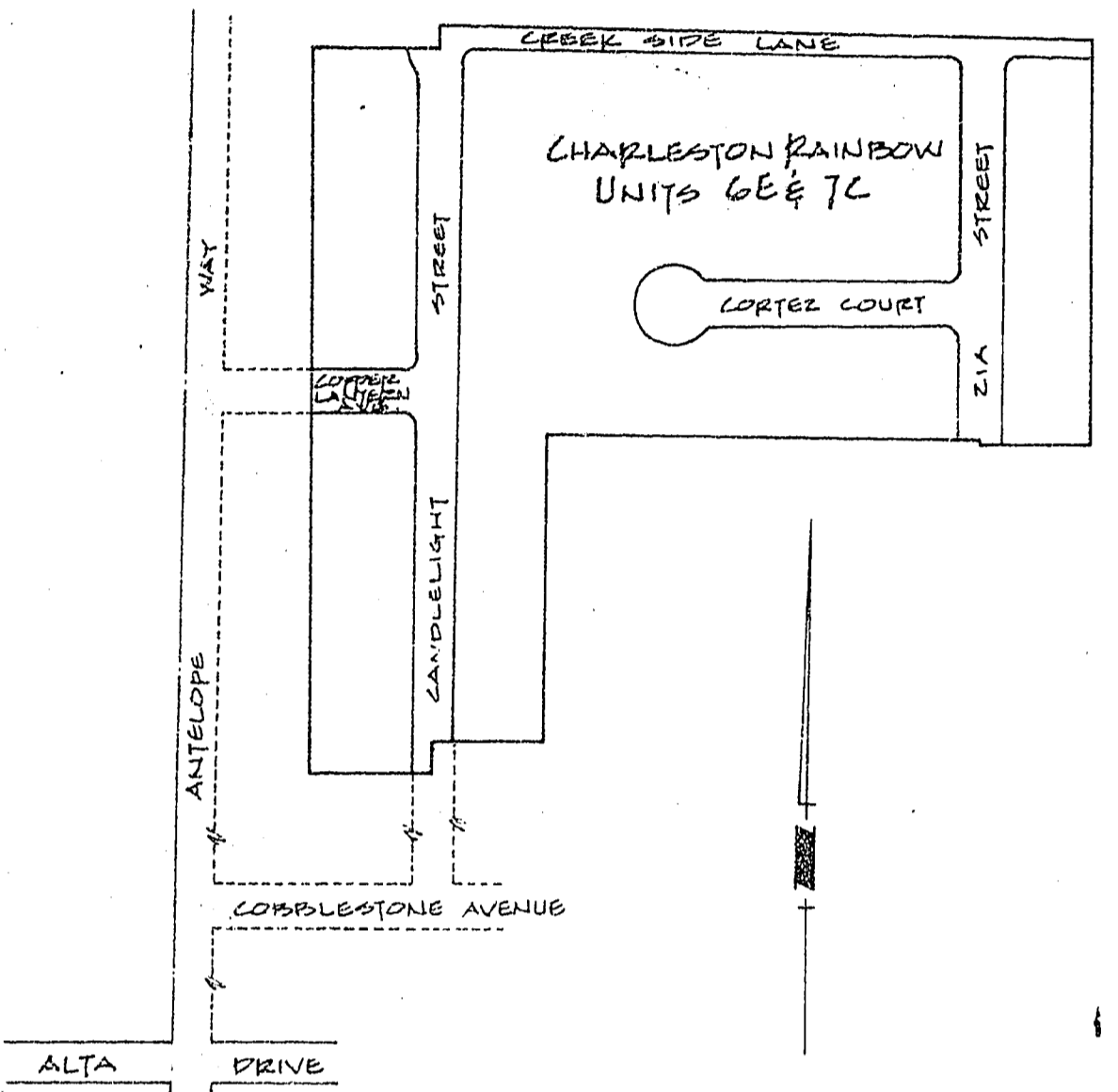
Const. 3/4" Service Laterals to future lots 7 thru 19

SCALE: 1" = 50'

FUTURE DEVELOPMENT



VICINITY MAP  
NO SCALE

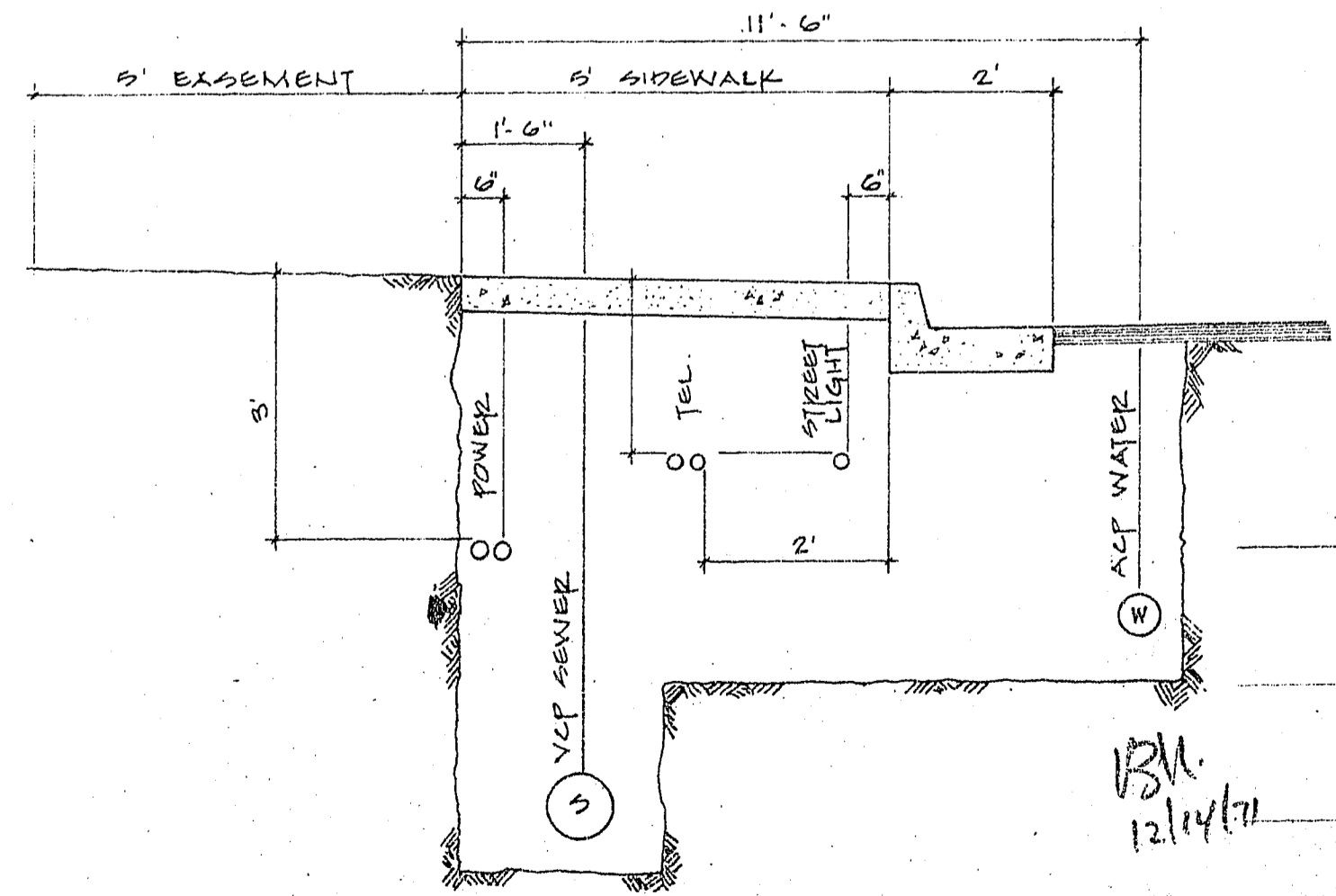


GENERAL NOTES:

1. ALL WORK, EXCEPT AS MODIFIED HEREON, SHALL BE DONE IN STRICT ACCORDANCE WITH CLARK COUNTY STD. SPECS.
2. SERVICE SADDLES OR TAPPED COLLARS WILL BE REQUIRED ON ALL SERVICES
3. PARALLEL SEWER AND WATER LINES SHALL HAVE A MINIMUM OF TEN (10) FEET HORIZONTAL SEPARATION AND THREE (3) FOOT MINIMUM VERTICAL SEPARATION ON ALL WATER LINES.
4. NOTICE TO BE GIVEN ENGINEERING DEPT. OF THE LAS VEGAS VALLEY WATER DISTRICT FORTY EIGHT (48) HOURS PRIOR TO ACTUAL CONSTRUCTION.
5. DEFLECTION ANGLE SHALL NOT EXCEED 5° PER THIRTEEN (13) FOOT SECTION OF PIPE FOR PIPE SIZES SMALLER THAN TEN (10) INCHES AND SHALL NOT EXCEED 3° FOR PIPE SIZES TEN (10) INCHES AND LONGER.
6. CONTRACTOR TO PROVIDE THRUST BLOCKS AS REQUIRED.
7. ALL LINES TO BE PRESSURE TESTED TO 200 P.S.I.
8. ALL WORK TO CONFORM TO LAS VEGAS VALLEY WATER DISTRICT STD. SPECS. S-1.
9. ALL FLANGED FITTINGS TO BE COATED WITH EC-244, AND WRAPPED WITH 10-MIL THICK POLYETHYLENE.

ESTIMATE OF QUANTITIES:

6" ACP MAIN	2304 LF
6" ACP TO FIRE HYDRANT	46 LF
1 STD. FIRE HYDRANT	4 EA
2 6" GATE VALVE	8 EA
3 6" X 6" X 6" TEE	6 EA
4 6" CAP AND BLOWOFF	1 EA
5 6" X 6" ELBOW	1 EA
3/4" x 5/8" Water Services	54 EA



APPROVALS:

LAS VEGAS VALLEY WATER DIST. DATE: 12-16-71  
 CITY OF LAS VEGAS ENGINEER DATE: 12-14-71  
 CITY OF LAS VEGAS FIRE CHIEF DATE: 11-15-71

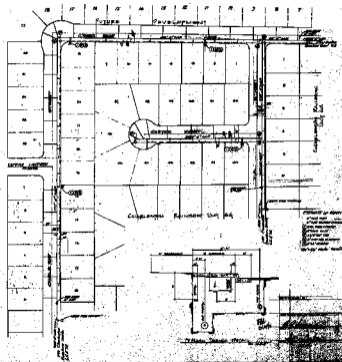
SUBMITTED BY:

Charley R. Johnson 11-2-71  
 CHARLEY R. JOHNSON DATE  
 I.R.E. # 3005

VTL CONSULTING ENGINEERS PLANNERS  
 NEVADA  
 2205 PARADISE ROAD  
 LAS VEGAS, NEVADA

CHARLESTON RAINBOW UNITS  
 66 AND 70  
 MASTER WATER PLAN

SCALE	NO. 10666666	DATE	SHEET	OF
HORIZ: 1" = 50'	DES:	REV:	8	9
VERT:	CHK:	REV:		



Legend

1	Concrete	1/2" = 1'-0"
2	Steel	1/2" = 1'-0"
3	Brick	1/2" = 1'-0"
4	Block	1/2" = 1'-0"
5	Plaster	1/2" = 1'-0"
6	Paint	1/2" = 1'-0"
7	Wood	1/2" = 1'-0"
8	Other	1/2" = 1'-0"

Notes

1. See attached drawings for details.
2. All work to be done in accordance with the specifications.
3. The contractor shall be responsible for obtaining all necessary permits.
4. The contractor shall be responsible for the safety of the work.
5. The contractor shall be responsible for the quality of the work.
6. The contractor shall be responsible for the completion of the work.
7. The contractor shall be responsible for the maintenance of the work.
8. The contractor shall be responsible for the disposal of the work.



Project No. 44-2000-Subpoena to Produce Documents

Scale: 1/2" = 1'-0"

DATE: 10/10/00

BY: [Signature]

FOR: [Signature]