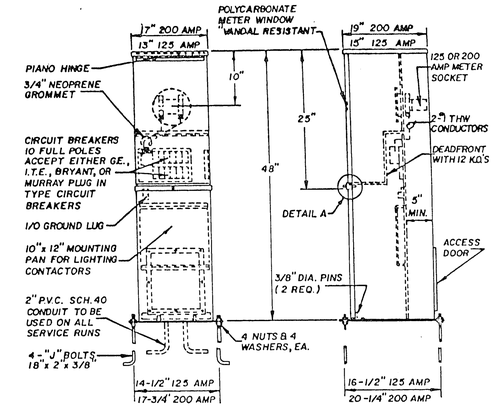

NOTES:

1.- FINISH, ZINC CHROMATE PRIMER WITH GREEN OR BEIGE BAKED ENAMEL

2.- BODY, 12 GA. SHEET METAL

3.- FRONT COVER, 14 GA. SHEET METAL ALL OTHER SHEET METAL 16 GA.

4.- MAIN BREAKER TO BE AS SPECIFIED

ALL BUSS MATERIAL AND WIRE CONDUCTORS SHALL BE COPPER.

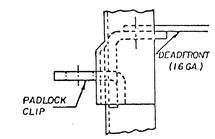

DETAIL-A

SPECIFICATION REFERENCE		UNIFORM STANDARD DRAWINGS CLARK COUNTY AREA		
6.23	TRAFFIC SIGNALS & STREET LIGHTING	SERVICE POINT SINGLE METER PADMOUNT		
		DATE	DWG.NO. 328	PAGE NO. 87

SINGLE SERVICE

NOTES:

1. TOP OF FOUNDATION TO SLOPE DOWN & AWAY FROM THE STANDARD FOR DRAINAGE.
2. CABINET COVERS SHALL BE PARALLEL WITH CURB.
3. IN AREAS WHERE R/W PERMITS THE CONCRETE BASE, SHALL BE PLACED AT THE BACK EDGE OF SIDEWALK.
4. CABINET COVERS SHALL OPEN TOWARDS THE STREET WHEN CABINETS ARE LOCATED AT BACK OF WALK. CABINET COVERS SHALL OPEN PARALLEL TO THE SIDEWALK FACING THE DIRECTION OF TRAFFIC WHEN LOCATED WITHIN THE SIDEWALK.
5. MADE ELECTRODE SHALL BE IN ACCORDANCE WITH ARTICLE 250-83 OF THE NATIONAL ELECTRICAL CODE AND MUST BE COPPER OR COPPER PLATED.

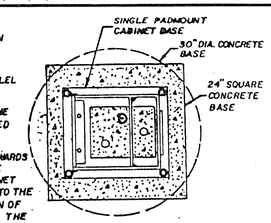

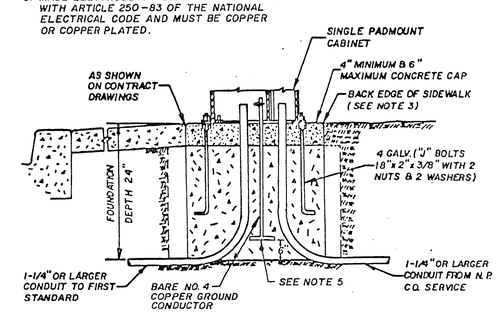

SPECIFICATION REFERENCE		UNIFORM STANDARD DRAWINGS CLARK COUNTY AREA		
623	TRAFFIC SIGNALS & STREET LIGHTING	FOUNDATION FOR SINGLE METER PADMOUNT SERVICE PEDESTAL		
		DATE	DWG NO. 329	PAGE NO. 88

FOUNDATION DETAIL

Revisions	Date

Scale (h) | Scale (v) | W.A.
Fld. bk. no. | Date
Design by DA | Drawn by BP
Approved by | Date

STATE OF NEVADA PROFESSIONAL ENGINEER DONNIE ANDERSON CIVIL No. 9160

Department of Public Works

MISCELLANEOUS DETAILS

1990 - 1991 STREET REHABILITATION HUNTRIDGE PHASE 1 PROJECT

CITY OF LAS VEGAS NEVADA

Drawing no. 107-V1801 | 22/23

23-3-135