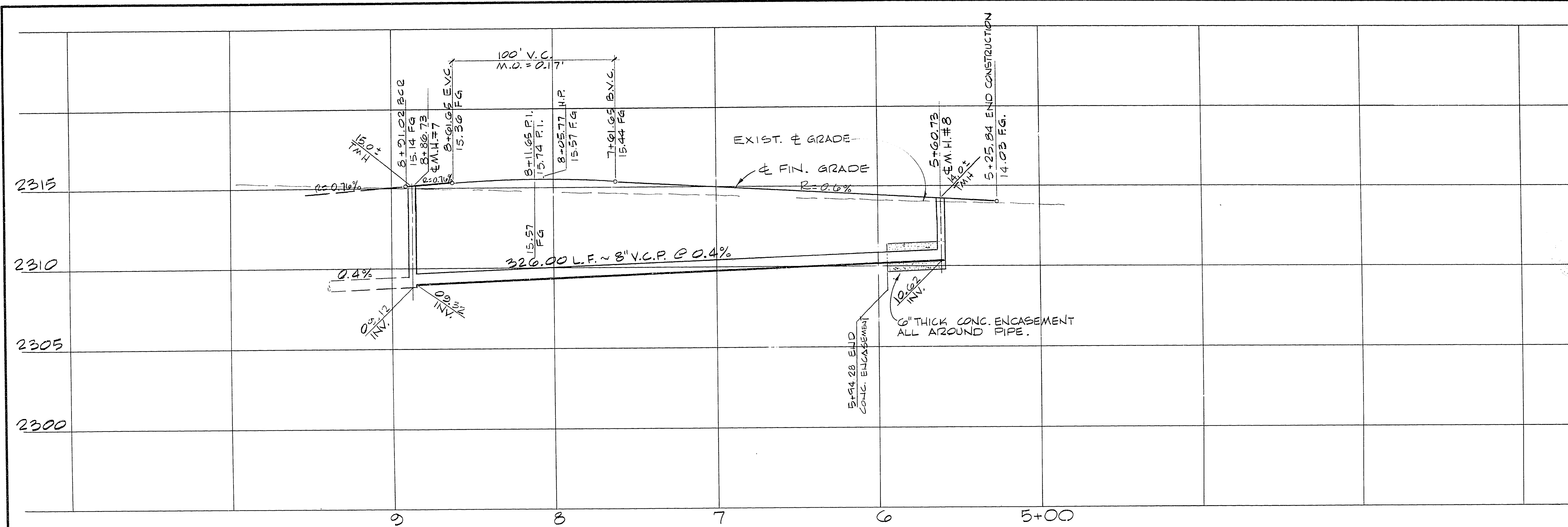

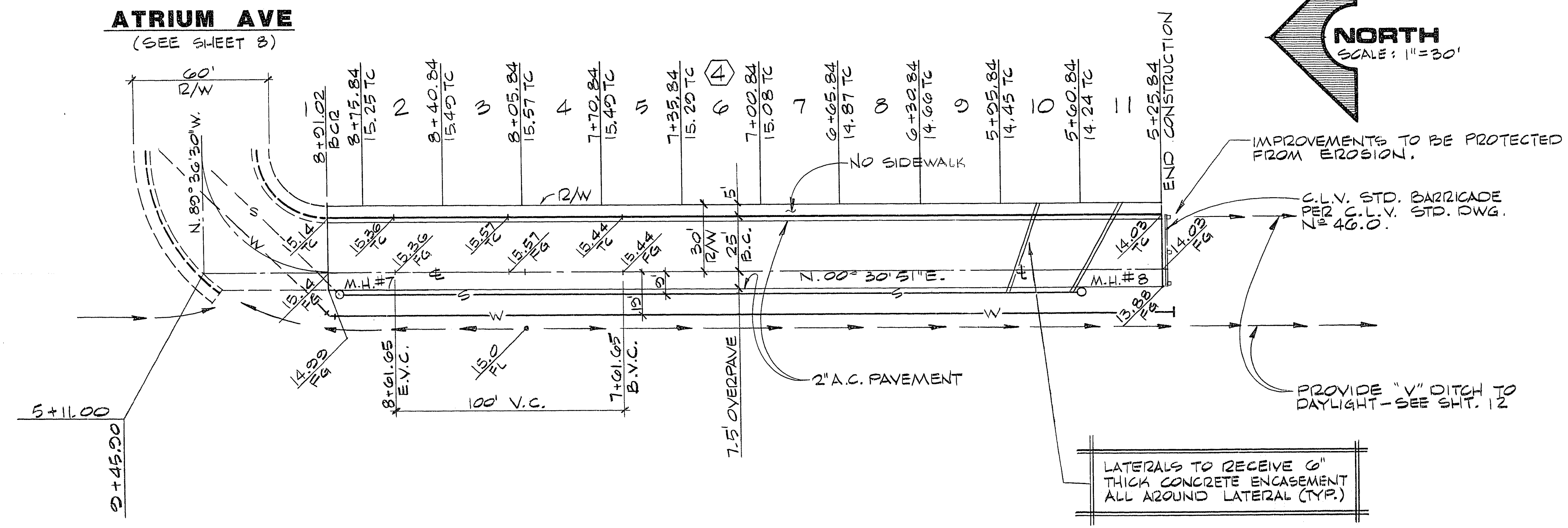


JOB NO. 470.010



PROFILE
SCALE: HORIZ. 1" = 30'
VERT. 1" = 3'



OVERBROOK DRIVE

APPROVALS:

<i>[Signature]</i> C.L.V. ENGINEER	DATE	<i>[Signature]</i> C.L.V. SANITATION SUPT.	DATE
NA C.L.V. FIELD OPERATIONS ENGR.	DATE	<i>[Signature]</i> C.L.V. QUALITY CONTROL ENGR.	DATE
<i>[Signature]</i> C.L.V. TRAFFIC ENGINEER	3-31-80 DATE		

DESCRIPTION	DATE	REVISION
RECOMMENDED	3/17/80	1. REMOVED 3\"/>
G. C. WALLACE Consulting Engineers, Inc. 1100 East Sahara Ave. - Las Vegas, Nevada 89104 - 792-3330		
BECKER & SONS CHARLESTON HEIGHTS TRACT NO. 62 - A OVERBROOK DRIVE		
SHEET 7 OF 12 SHEETS		