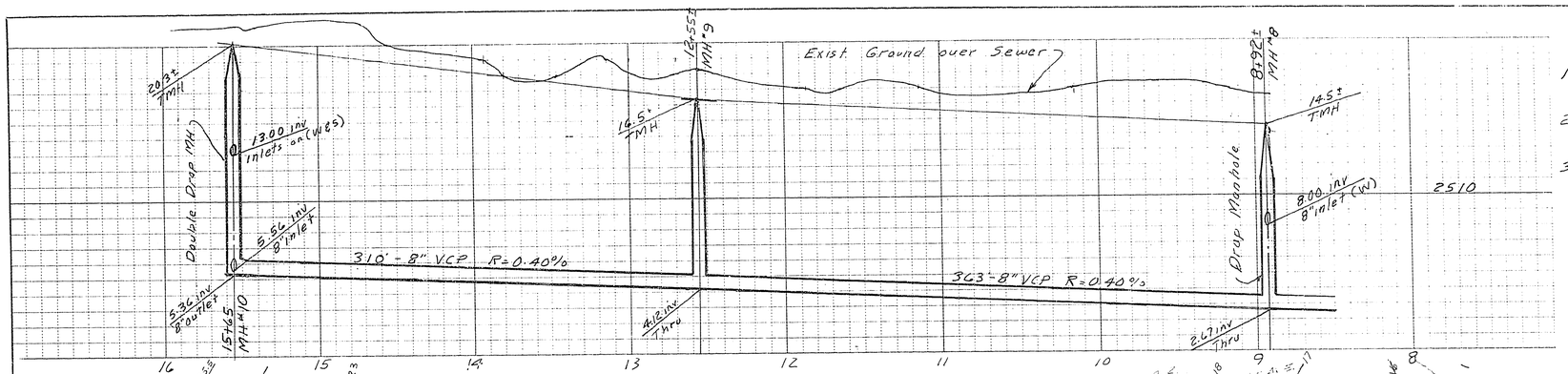

GENERAL NOTES

1. House Services shall comply with Western Plumbing Code as to Separation Distance
2. All houses to be served individually as per Spec 313 of the Uniform Plumbing Code
3. Contractor shall furnish the Engineer with As-built drawing showing the exact location of all house connections

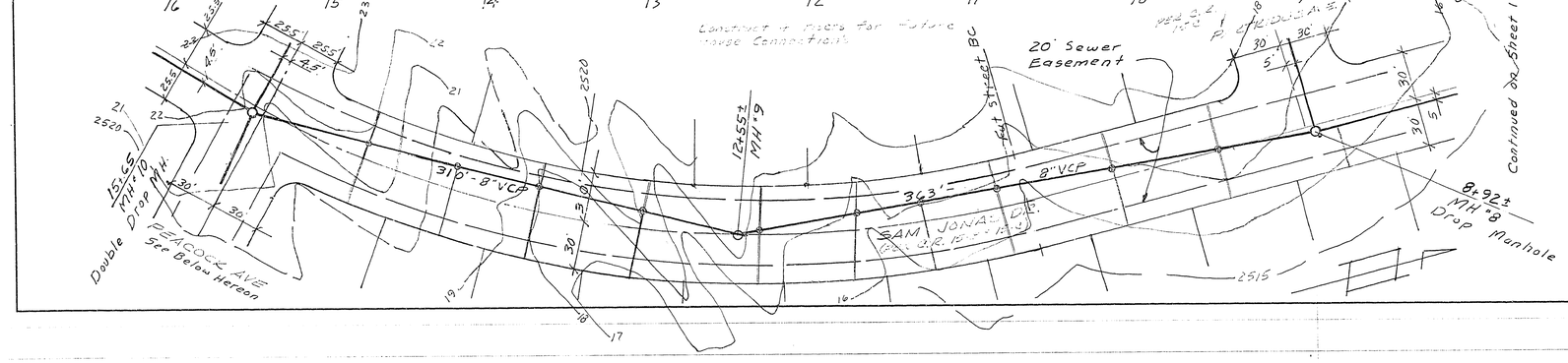

QUANTITIES

This sheet

8" VCP Sewer Main	1030 LF
Standard Sewer Manhole	2 EA
Drop Sewer Manholes	1 EA
4" Risers	10 EA

Total (Sheets 1 & 2)

8" VCP Sewer Main	2483 LF
Standard Sewer Manhole	5 EA
Drop Sewer Manhole	6 EA
4" Risers	24 EA

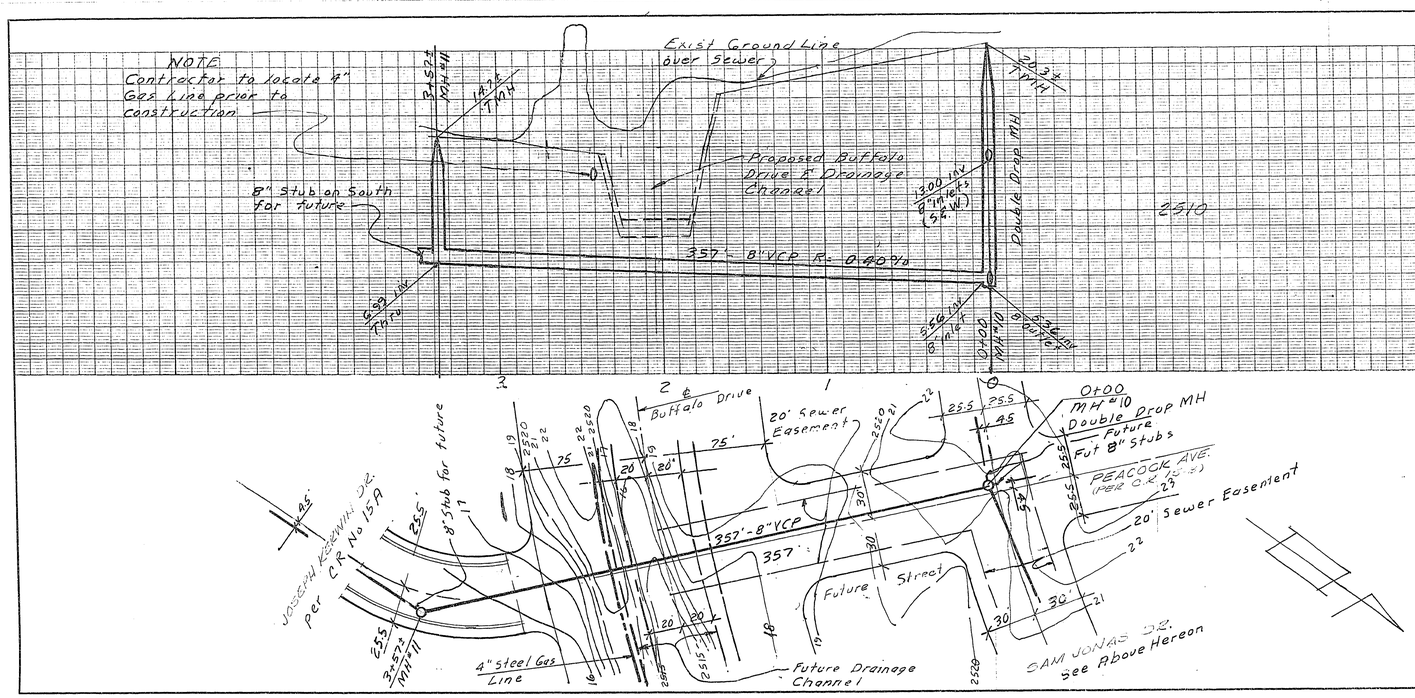

APPROVED BY

Las Vegas City Engineer — date

City Sanitation Superintendant — date

Las Vegas Field Engineer — date

C.L.V. Quality Control Engineer — date

Submitted By

Charley R Johnson RPE — 2/11/77 date

Nev Cert 3005

Rev 4/11/77

CONSULTING ENGINEERS • PLANNERS

CHARLESTON RAINBOW UNIT 15

OFFSITE SEWER PLAN & PROFILE

SAM JONAS DR. (WEST OF BUFFALO DR.)

SCALE:	WO. NO. 1066-15	DATE 2/1/77	SHEET	OF
HORIZ. 1" = 40'	DES.	REV. 4/11/77	2	2
VERT. 1" = 4'	CHK.	REV.		

DIETZGEN 135 IMPERIAL CLOTH