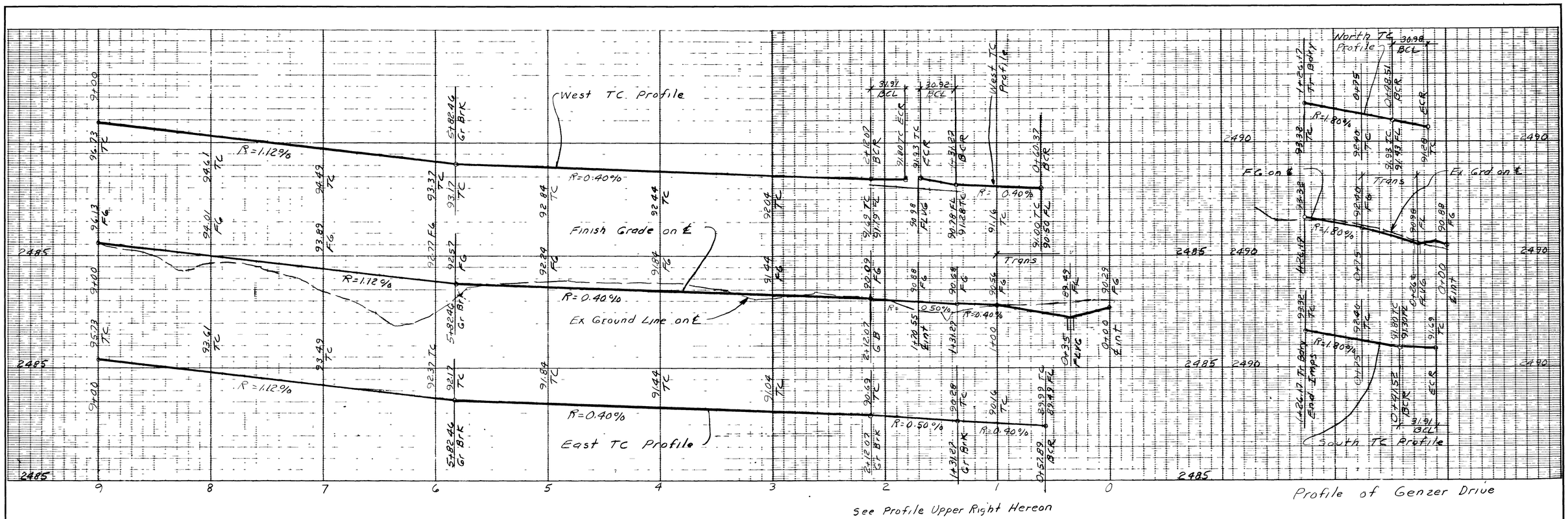

Profile of Genzer Drive

See Profile Upper Right Hereon
Genzer Drive

Curve Data				
No	Δ	R	Length	Tan
1	91-25-28	25'	39.89	25.63
2	88-34-32	25	38.65	24.39
4	88-34-32	20	30.92	19.51
5	91-25-28	20	31.91	20.50

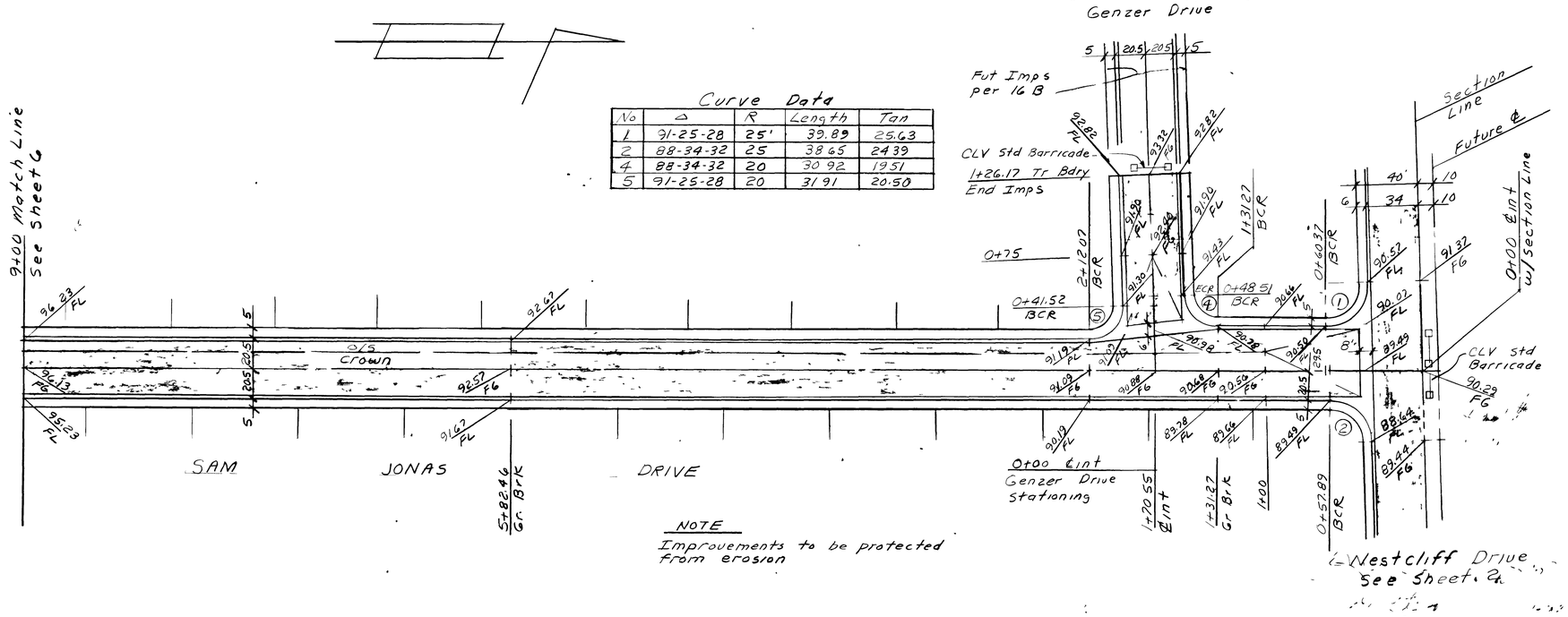

NOTE
Improvements to be protected from erosion

APPROVED

CLV CITY ENGINEER — DATE 8/24/78

CLV FIELD OPERATIONS ENGINEER — DATE 8-23-78

CLV QUALITY CONTROL ENGINEER — DATE 8-23-78

CLV TRAFFIC ENGINEER — DATE 8-23-78

SUBMITTED BY

CHARLEY R. JOHNSON, P.E. — DATE
NEVADA CERTIFICATE NO. 3005

REGISTERED PROFESSIONAL ENGINEER-STATE OF NEVADA
CHARLEY R JOHNSON
CIVIL
NO 3005

VTN nevada
CONSULTING ENGINEERS • PLANNERS
101 PARADISE ROAD LAS VEGAS NEVADA 89105
(702) 735 0227

CHARLESTON RAINBOW UNIT 16A
STREET PLAN AND PROFILE
SAM JONAS DRIVE
GENZER DRIVE

SCALE	WO NO 1066-16A	DATE 6/19/78	SHEET	OF
HORIZ 1"=40	DES.	REV.	5	12
VERT 1"=4	CHK	REV		

3863

107Y-1055-16A

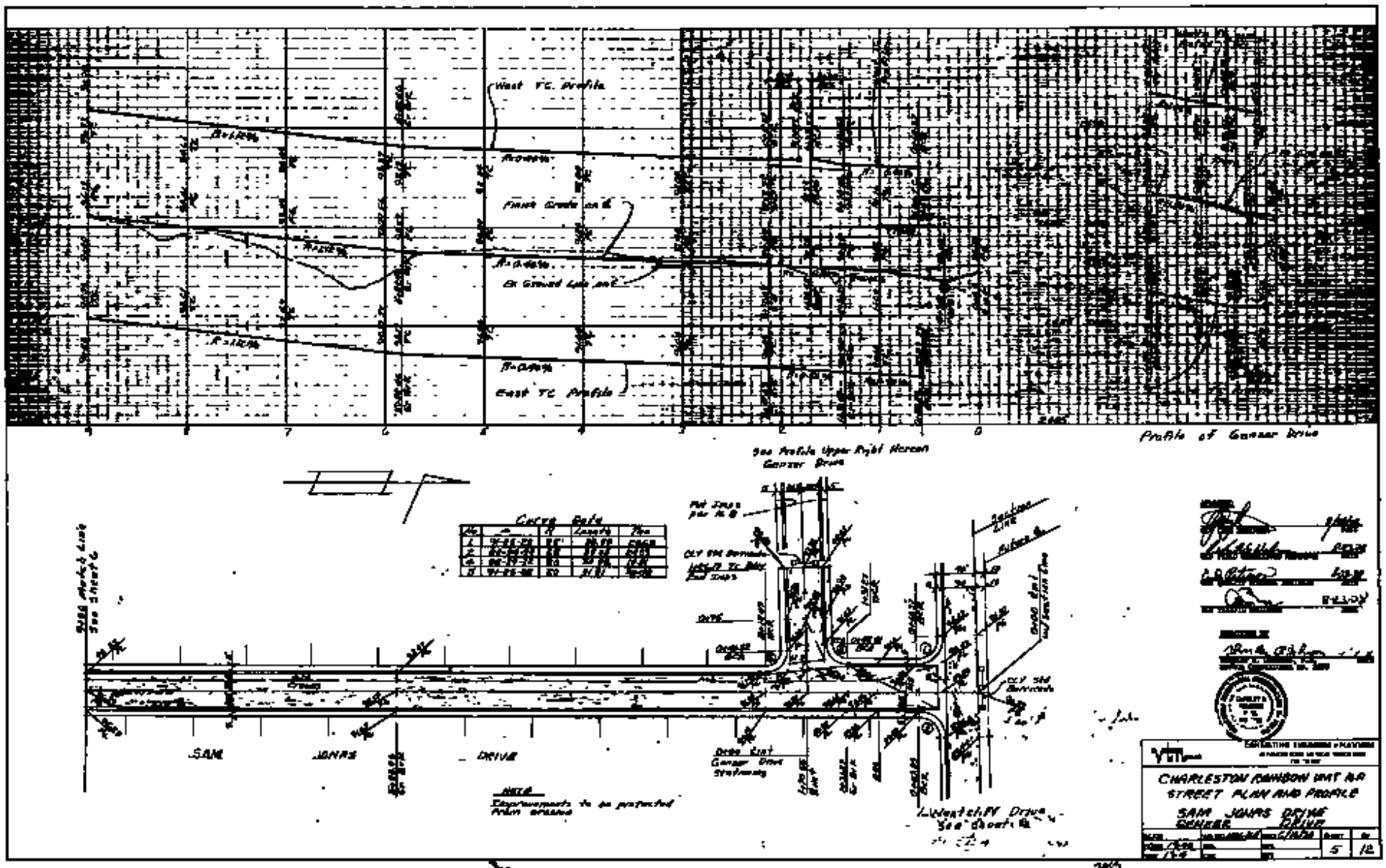
West TC Profile
Finish Grade on ℄
Existing Ground Line on ℄
East TC Profile
Profile of Gonzer Drive
See Profile Upper Right Hand Gonzer Drive
Curve Data
SAM JOHNS DRIVE
Drive East Gonzer Drive Stationing
Lieutenant Drive See Sheet 6
CHARLESTON RAINBOW UNIT NO
STREET PLAN AND PROFILE
SAM JOHNS DRIVE
GONZER DRIVE
5
12