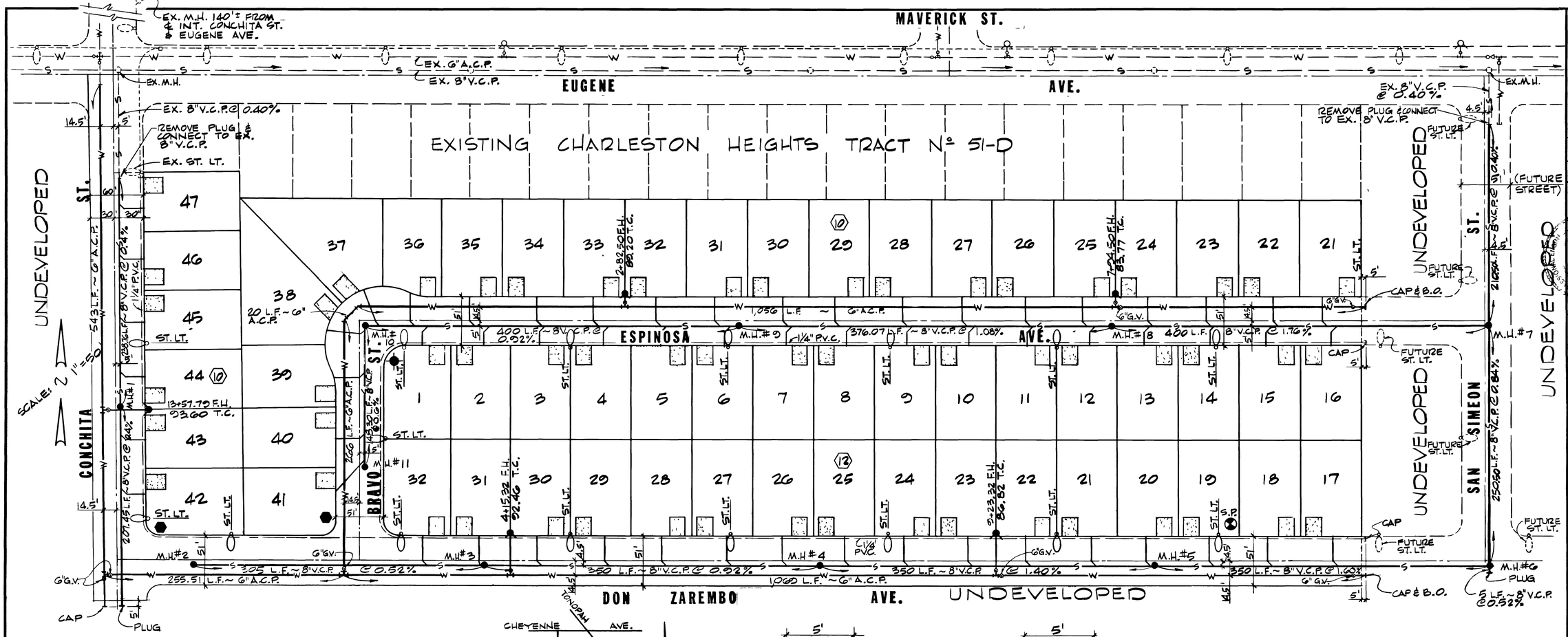

WATER NOTES:

1. ALL WORK TO CONFORM TO LAS VEGAS VALLEY WATER DISTRICT STANDARD PLATES.
2. ALL WORK, EXCEPT AS MODIFIED HEREON OR BY NOTE NO. 1 SHALL BE DONE IN ACCORDANCE WITH THE MOST CURRENT DRAFT OR EDITION OF UNIFORM STANDARD SPECIFICATIONS FOR PUBLIC WORKS CONSTRUCTION OFFSITE IMPROVEMENTS CLARK COUNTY AREA.
3. NOTICE TO BE GIVEN ENGINEERING DEPARTMENT OF THE LAS VEGAS VALLEY WATER DISTRICT 48 HOURS PRIOR TO ACTUAL CONSTRUCTION.
4. SERVICE SADDLES OR TAPPED COLLARS WILL BE REQUIRED ON ALL SERVICES. DOUBLE TAP COLLARS ARE NOT PERMITTED.
5. ALL LINES TO BE PRESSURE TESTED TO 200 PSI.
6. ALL VALVE BOXES SHALL HAVE CONCRETE COLLARS AT SURFACE OF PAVED AREAS.
7. DEFLECTION ANGLE SHALL NOT EXCEED 2 1/2 DEGREES PER 13 FOOT SECTION OF PIPE FOR PIPE SIZES SMALLER THAN 14 INCHES AND SHALL NOT EXCEED 2 DEGREES FOR PIPE SIZES BETWEEN 14 INCHES AND 16 INCHES.
8. ALL METERS SHALL BE LOCATED OUTSIDE OF DRIVEWAYS.

ESTIMATE OF QUANTITIES

STD. F.H. W/ 6" G.V. & 6" A.C.P. LATERAL	5 EA.
6" GATE VALVE W/VALVE BOX & COVER	7 EA.
6" A.C.P.	3,210 L.F.
5/8" METER	59 EA.
3/4" SERVICE	59 EA.
2" BLOW OFF ASSEMBLY	2 EA.

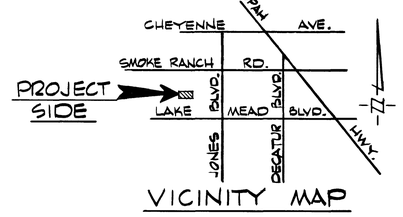

VICINITY MAP

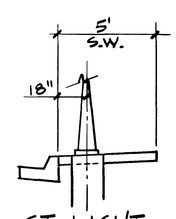

ST. LIGHT

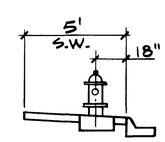

FIRE HYDRANT

ST. LIGHT & FIRE HYDRANT LOCATION DETAIL

LEGEND

- STD. F.H. W/6" G.V. & 6" A.C.P. LATERAL
- M.H. SEWER MANHOLE
- EXIST. OR FUTURE LUMANAIRE (AS NOTED)
- NEW 100 W. LUMANAIRE W/11 GA. POLE
- 1¼" P.V.C. (ST. LIGHT CONDUIT)
- GATE VALVE
- W WATER LINE
- S SEWER LINE
- P.B. #3½ CONC. PULL BOX W/METAL COVER
- STOP & ST. NAME SIGN
- ST. NAME SIGN
- CONC. DRIVEWAY
- S.P. SERVICE POINT

NOTES:

1). ALL FIELD WIRE TO BE 2-#4; THW
2). CHISEL SW & G WHERE THESE LATERALS PASS UNDER THE CURB
3). SERVICE POINT ~ LINESIDE 2-#2's & 1-#6

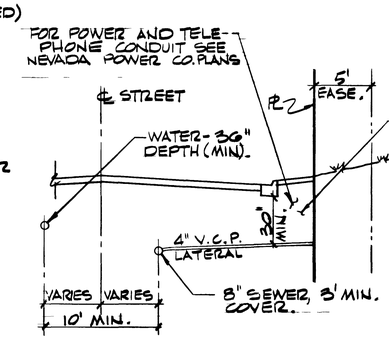

TYP. STREET SECTION

Nevada Power Company approves the point of service to the street light system. This shall not be deemed to [illegible] to the placement of the light poles with [illegible] with Nevada Power Company's prior rights and/or facilities.

6-6-78
(Date)
by Michael B. Coleman
NEVADA POWER COMPANY

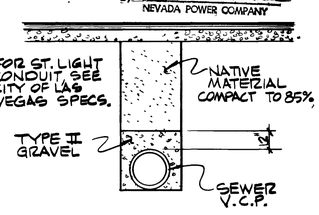

TYP TRENCH SECTION
(FOR SEWER ONLY)

APPROVALS:

C.L.V. ENGINEER	5/31/78 DATE
C.L.V. FIELD OPERATIONS ENGINEER	5-31-78 DATE
C.L.V. ELECTRICIAN	5-26-78 DATE
C.L.V. ELECTRICAL COORDINATOR	5/25/78 DATE
C.L.V. SANITATION SUP'T.	5-22-78 DATE
NEVADA POWER COMPANY	6-6-78 DATE
LAS VEGAS VALLEY WATER DISTRICT	6-27-78 DATE
C.L.V. FIRE DEPT.	5-26-78 DATE
C.L.V. QUALITY CONTROL ENG'R.	5/30/78 DATE

REV	DATE	DESCRIPTION

RECOMMENDED FOR APPROVAL: G. C. WALLACE — LEON A. DeLUCA 12194 — CIVIL — 5/10/78 DATE

G. C. WALLACE
Consulting Engineers, Inc.
1100 East Sahara Ave. · Las Vegas, Nevada 89104 · 732-3330

BECKER DEVELOPMENT CO.
CHARLESTON HEIGHTS — TRACT NO. 51-H
UTILITY PLAN

SHEET 5 OF 13 SHEETS

287.930

10/77 DIETERICH-POST 21128 .003 FILM

3627

307Y-1040-51 H

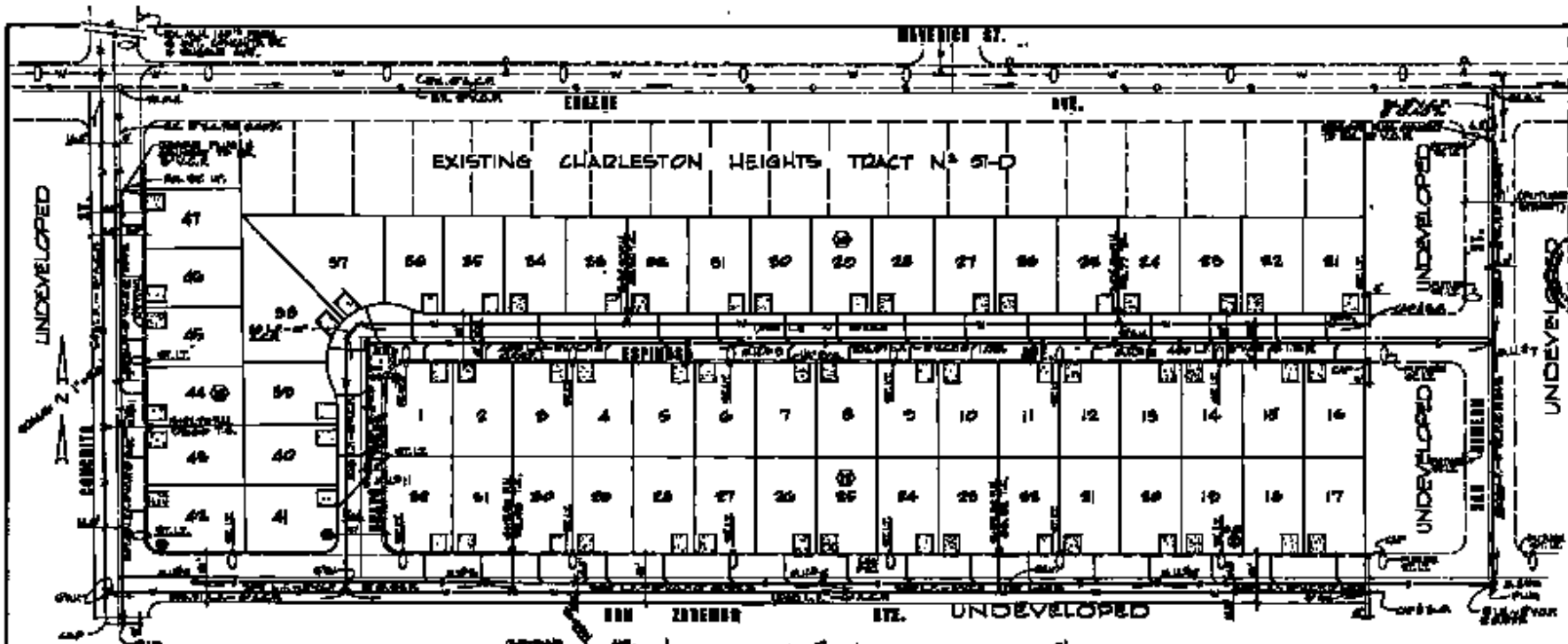
EXISTING CHARLESTON HEIGHTS TRACT No 51-D
UNDEVELOPED
UNDEVELOPED
UNDEVELOPED
UNDEVELOPED
UNDEVELOPED
ESPINOSA
ZUBENER
EXT.
EXT.
EXT.