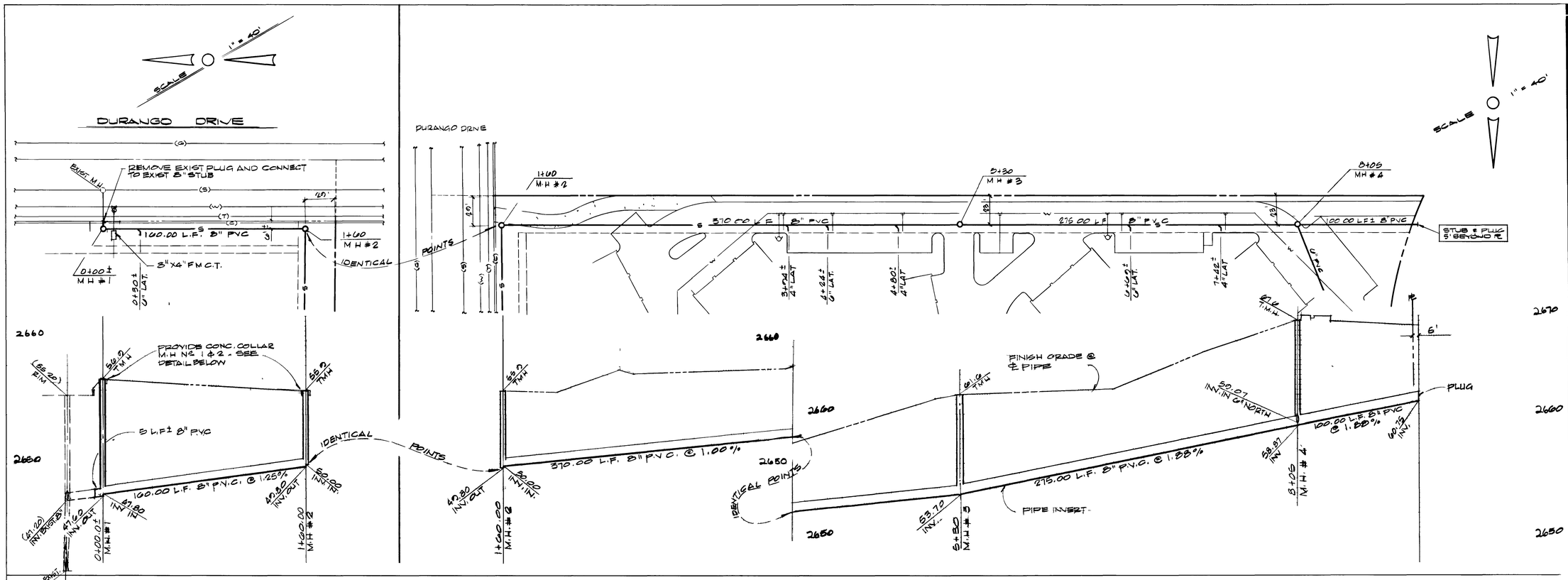

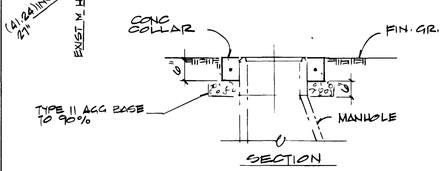

SECTION

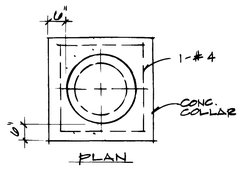

PLAN

CONC COLLAR DETAIL @ MANHOLES NO. 1 & 2

LEGEND

- (45.0) / 45.0 — EXIST. ELEVATION
- DESIGN ELEVATION
- —W— EXIST. WATER LINE
- —S— EXIST. SEWER LINE
- EXIST. MANHOLE
- NEW SEWER LINE & MANHOLE
- T.M.H — TOP OF MANHOLE
- INV. — INVERT
- P.V.C — POLY-VINYL-CHLORIDE PIPE
- L.F. — LINEAR FEET

NOTES:

1. SEE SHEET C7 OF 9 FOR QUANTITIES
2. SEE SHEET C1 OF 9 FOR GENERAL NOTES
3. SEE SHEET C1 OF 9 FOR BENCH MARK

3/12/87

REV. NO.	DESCRIPTION	BY	APPROVAL	DATE

SCALE (H) 1" = 40' SCALE (V) 1" = 4'
DES. J. PASCOE
DR. J. PASCOE
SECTION 8 T 21 S R 60 E

ALCA
820 SOUTH VALLEY VIEW BOULEVARD
LAS VEGAS, NV 89107 (702)878-3358

JOB TITLE
ADMIRALS POINT
LAS VEGAS NEVADA
AMENDED
SEWER PLAN & PROFILE

JOB NO. 8412-1-9

SHEET C7A OF 9

3073

15.6.70

3074-803

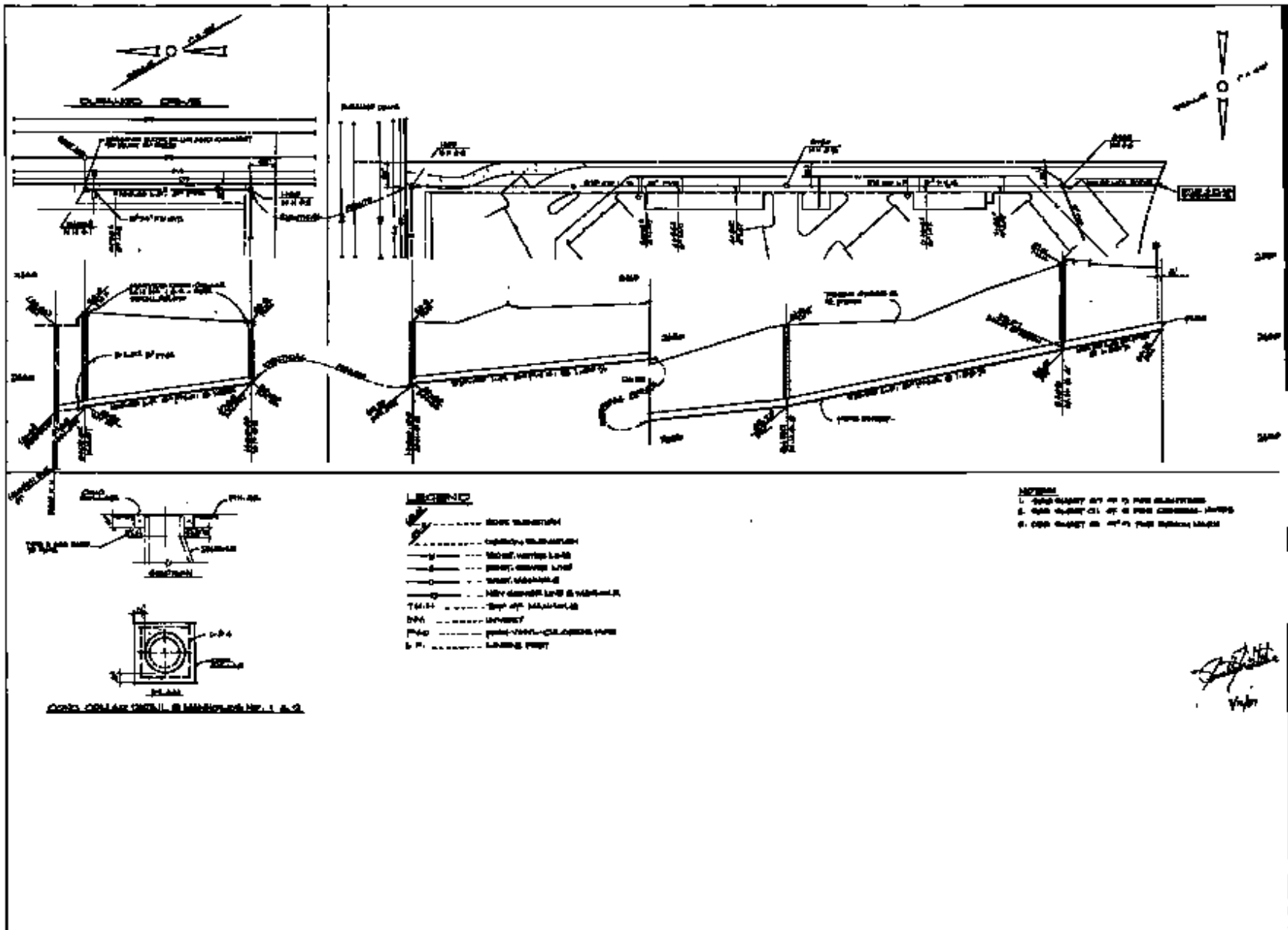
LEGEND
PLAN