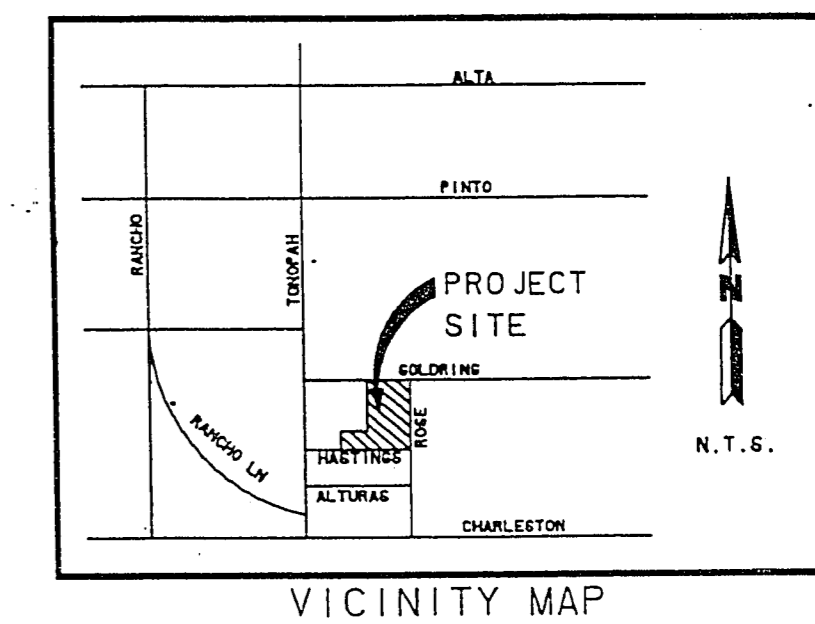



BENCHMARK:
ELEVATIONS BASED ON CLARK COUNTY B.M. 7C0333SSW LOCATED AT PC. OF NE CORNER
CHARLESTON BLVD. & SHADOW LANE. ELEV. = 2051.18

VALLEY HOSPITAL MEDICAL CENTER



MARTIN & MARTIN
CIVIL ENGINEERS
1701 W. CHARLESTON BLVD.
SUITE 420
CHARLESTON, WEST VIRGINIA 25302
PHONE (768) 366-0000



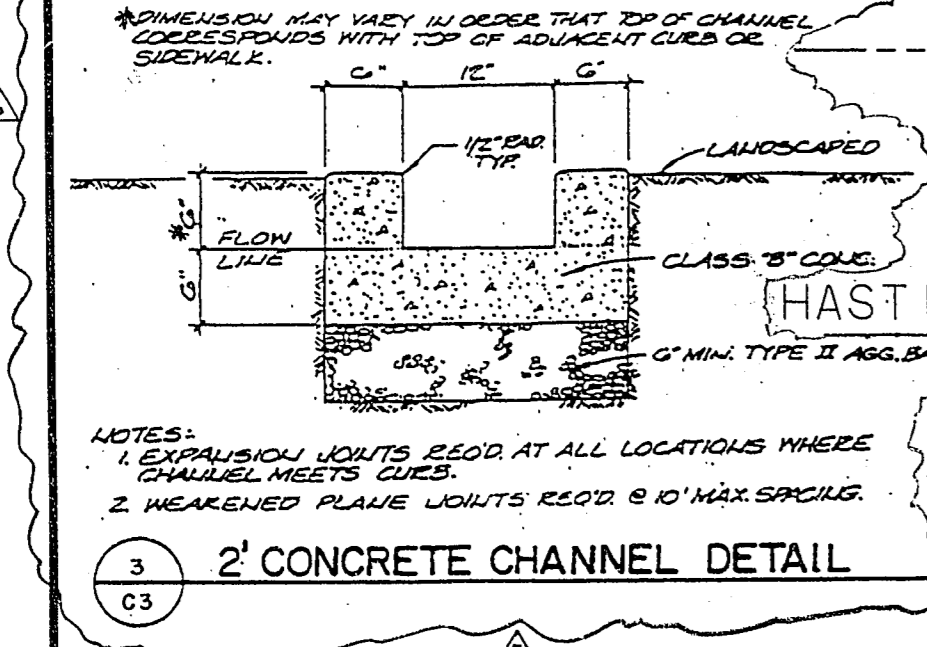
A.B. MEDICAL BUILDING
GRADING PLAN

project manager
designed by
drawn by

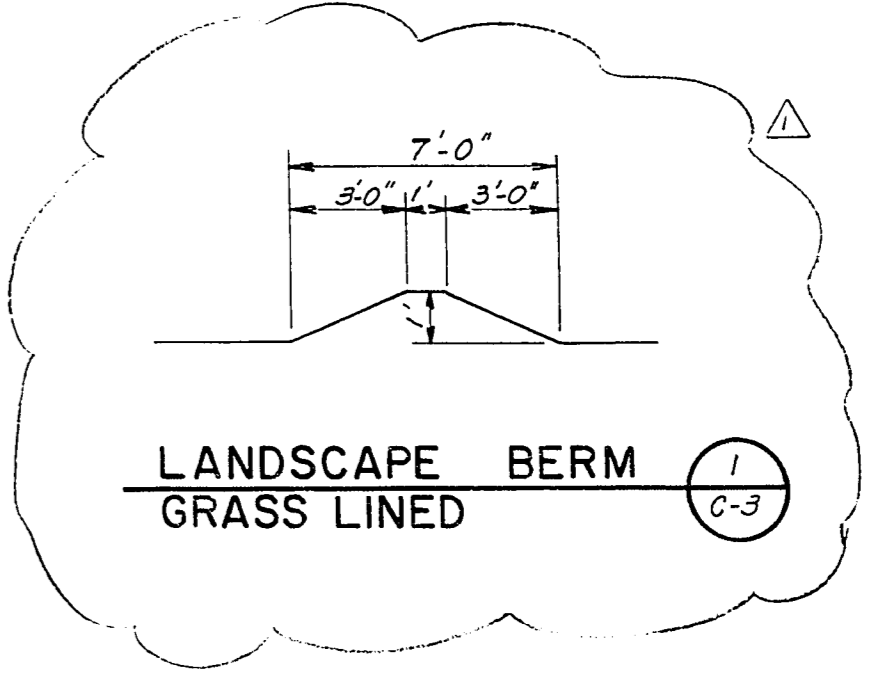
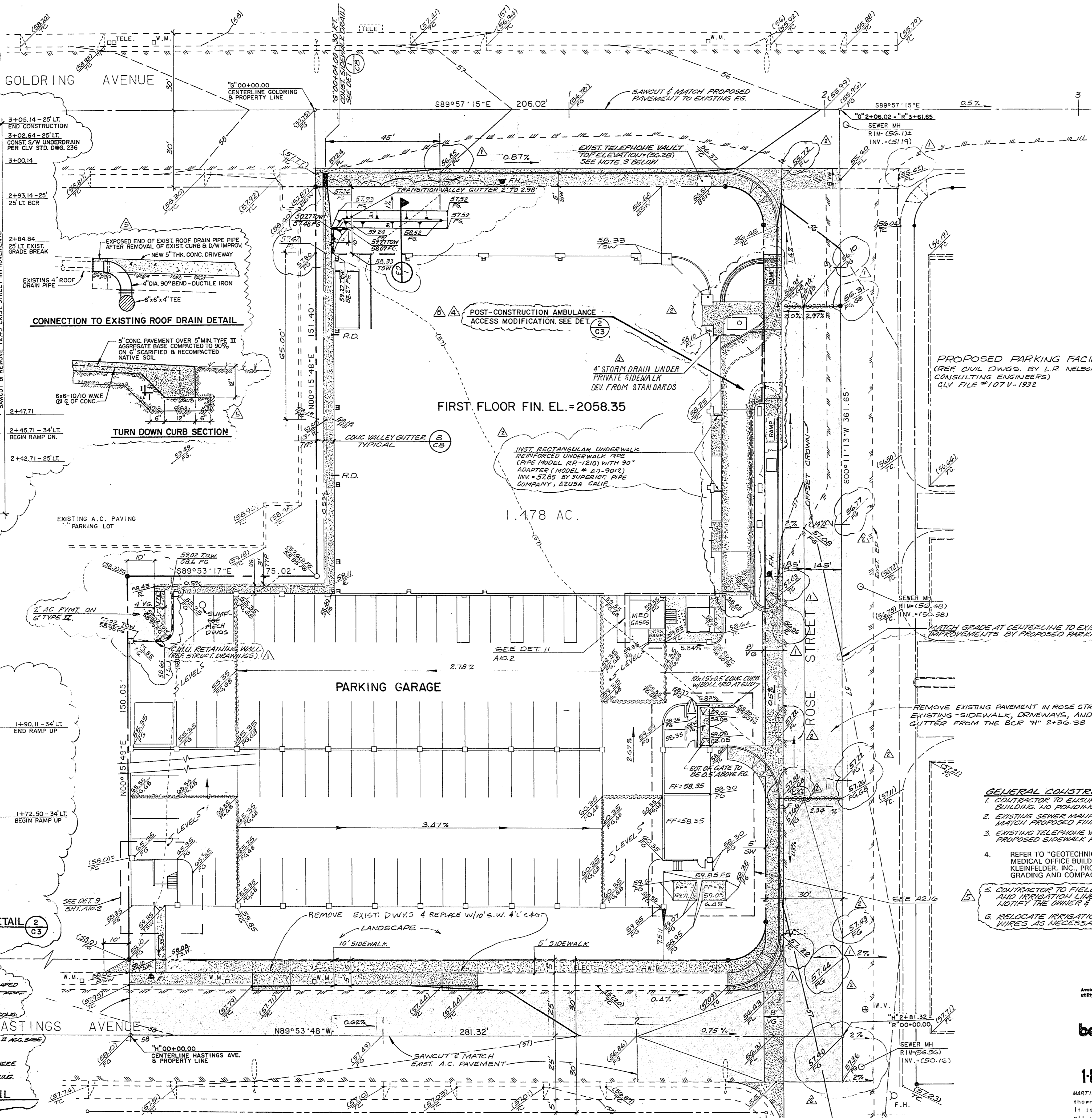
- AMBULANCE ACCESS MODIFICATION NOTES:**
1. NEW 4" CONC. SIDEWALK SHALL BE CONSTRUCTED PER DET. (C3)
 2. ASTERISK (*) DENOTES THAT A 1/2" EXPANSION JOINT IS REQD. TO BE INSTALLED.
 3. SEE HORIZ. CONTROL PLAN SHT. C2 FOR ADDITIONAL INFORMATION.

- CONST. AT VARIANCE WITH STANDARD DWGS.:**
1. DRIVEWAY WIDTH & CURB RETURN RADI (STD. DWG. #222A).
 2. MAXIMUM SLOPE INTO VALLEY GUTTER (STD. DWG. #223).
 3. SIDEWALK RAMP DESIGN (STD. DWG. #235).

AMBULANCE ACCESS MODIFICATION DETAIL (C3)
SCALE: 1" = 10'



2" CONCRETE CHANNEL DETAIL (C3)



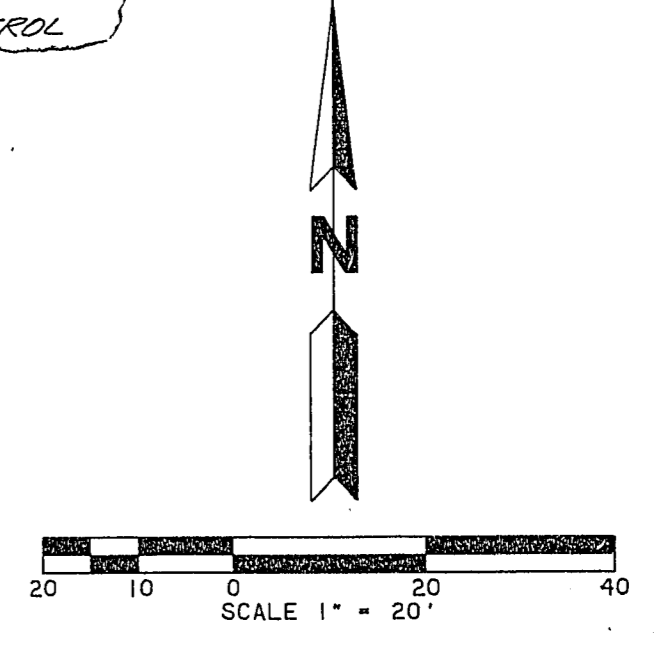
"I CERTIFY THAT THIS GRADING PLAN IS IN CONFORMANCE WITH THE APPROVED DRAINAGE STUDY ON FILE AT THE CITY FOR THIS PROJECT."
SIGNATURE: *Mark L. Hedge* DATE: 9/12/91

SYMBOL LEGEND

EXISTING	PROPOSED	DESCRIPTION
---	---	RIGHT-OF-WAY
---	---	CENTERLINE
---	---	WATER LINE
---	---	SANITARY SEWER LINE
---	---	GAS LINE
---	---	STORM DRAIN
---	---	POWER LINE / POWER POLE
---	---	TELEPHONE LINE
---	---	FIRE HYDRANT
---	---	WATER VALVE
---	---	METERS / PULL BOXES
---	---	REDUCER
---	---	MANHOLE
---	---	CLEANOUT
---	---	STREET LIGHT
---	---	SCREEN / RETAINING WALL
---	---	WIRE OR CHAIN LINK FENCE
---	---	TRASH ENCLOSURE
---	---	GRADE BREAK
---	---	CONTOUR LINE
---	---	FINISH FLOOR
---	---	CLEANOUT INVERT ELEVATION
---	---	FLOW LINE
---	---	FINISH GRADE
---	---	BACK OF SIDEWALK
---	---	TOP OF CURB
---	---	TOP OF WALL
---	---	A.C. PAVING
---	---	TYPE "A" CURB & GUTTER
---	---	TYPE "A" CURB

- GENERAL CONSTRUCTION NOTES:**
1. CONTRACTOR TO ENSURE POSITIVE DRAINAGE AWAY FROM BUILDING. NO POUNDING ALLOWED.
 2. EXISTING SEWER MANHOLE RIMS SHALL BE ADJUSTED TO MATCH PROPOSED FINISH GRADE.
 3. EXISTING TELEPHONE VAULT SHALL BE ADJUSTED TO MATCH PROPOSED SIDEWALK FINISH GRADE.
 4. REFER TO "GEOTECHNICAL INVESTIGATION - PROPOSED MEDICAL OFFICE BUILDING AND PARKING GARAGE" BY KLEINFELDER, INC., PROJECT NO. 31-195401 FOR GRADING AND COMPACTION RECOMMENDATIONS.
 5. CONTRACTOR TO FIELD VERIFY THE LOCATION OF ELECT AND IRRIGATION LINES PRIOR TO CONSTRUCTION AND TO NOTIFY THE OWNER & ENGINEER IMMEDIATELY.
 6. RELOCATE IRRIGATION WATER LINES AND CONTROL WIRES AS NECESSARY.

Call before you Dig.
1-800-227-2800



REVISIONS

NO.	DESCRIPTION OF REVISIONS	DATE	BY
1	GENERAL REVISIONS	8-2-91	M.A.F.
2	GENERAL REVISIONS	9-11-91	M.A.F.
3	REVISIONS TO AMBULANCE ACCESS MODIFICATION	3-21-92	M.A.F.
4	POST-CONSTRUCTION AMBULANCE ACCESS MODIFICATION	4-29-93	T.T.E.
5	REVISION POST-CONSTRUCTION AMBULANCE ACCESS MOD.	7-22-93	T.T.E.

date 3-25-91
job number 1068
design by M. FAKLER
drawn by R. YOUNG
checked by J. DAVIS

78-3109-107-V1940