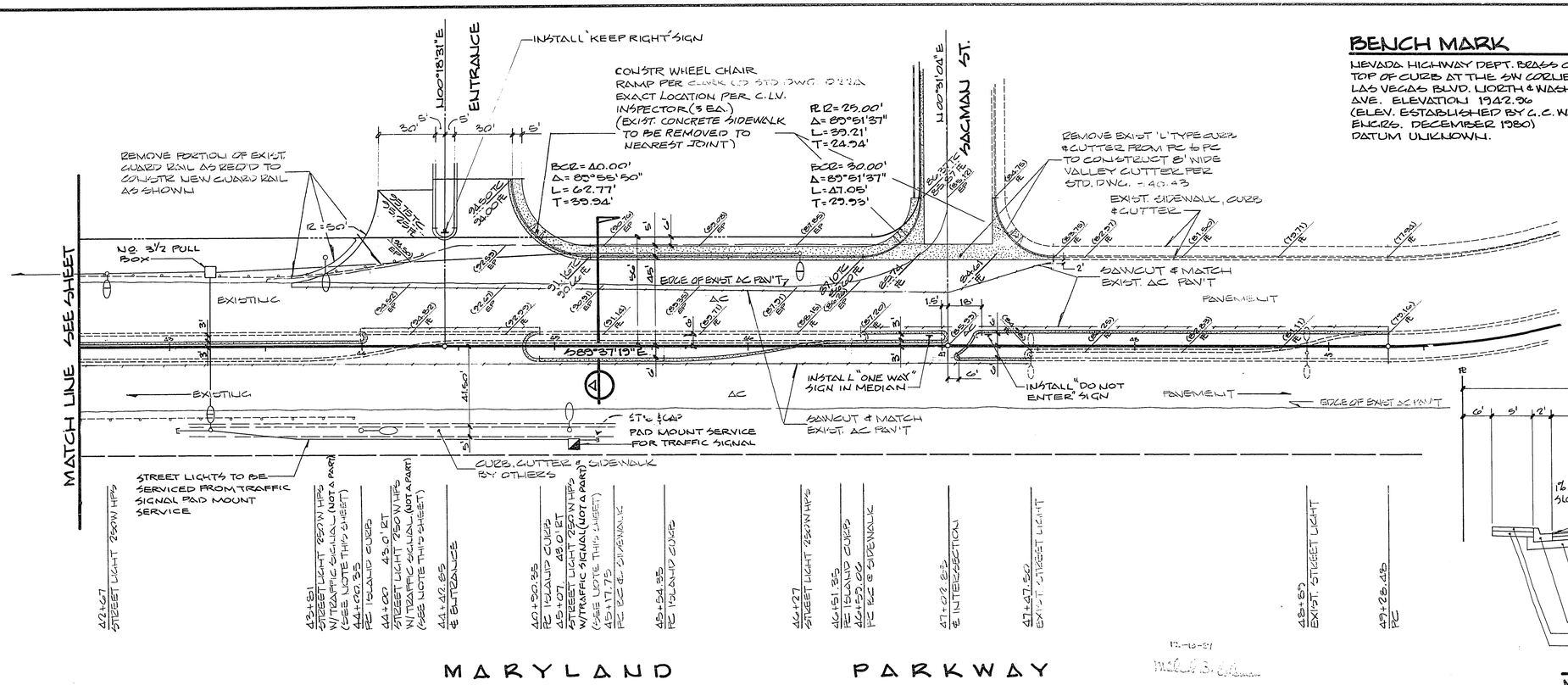

BENCH MARK

NEVADA HIGHWAY DEPT. BRASS CAP IN TOP OF CURB AT THE SW CORNER OF LAS VEGAS BLVD. NORTH & WASHINGTON AVE. ELEVATION 1942.96 (ELEV. ESTABLISHED BY C.C. WALLACE ENGRS. DECEMBER 1980) DATUM UNKNOWN.

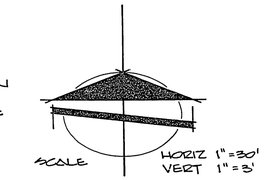

NOTE

SEE SHEETS C-16, C-17 & C-18 FOR TRAFFIC SIGNAL DESIGN FOR THIS AREA. TRAFFIC SIGNAL SYSTEM TO BE INSTALLED UNDER SEPARATE CONTRACT.

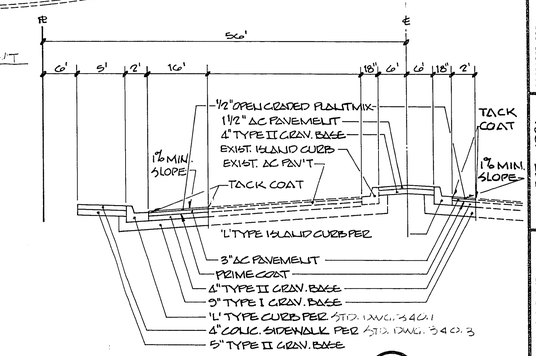

SECTION Δ
MARYLAND PKY.

OFFSITE QUANTITIES - THIS SHEET

3" A.C. PAVEMENT	1270	SQ. YDS.
TYPE II AGGREGATE	230	CU. YDS.
TYPE I AGGREGATE	325	CU. YDS.
1½" AC PAVEMENT	515	SQ. YDS.
½" OPEN GRADE PLANT MIX	515	SQ. YDS.
CONCRETE "L" TYPE CURB	205	L.F.
CONC. "L" TYPE ISLAND CURB	700	L.F.
CONCRETE SIDEWALK	1980	SQ. FT.
STREET LIGHTS	2	EA.
1¼" CONDUIT	375	L.F.
CONCRETE VALLEY GUTTER	666	SQ. FT.
SIGNS	3	EA.
REMOVE CURB & GUTTER	745	L.F.

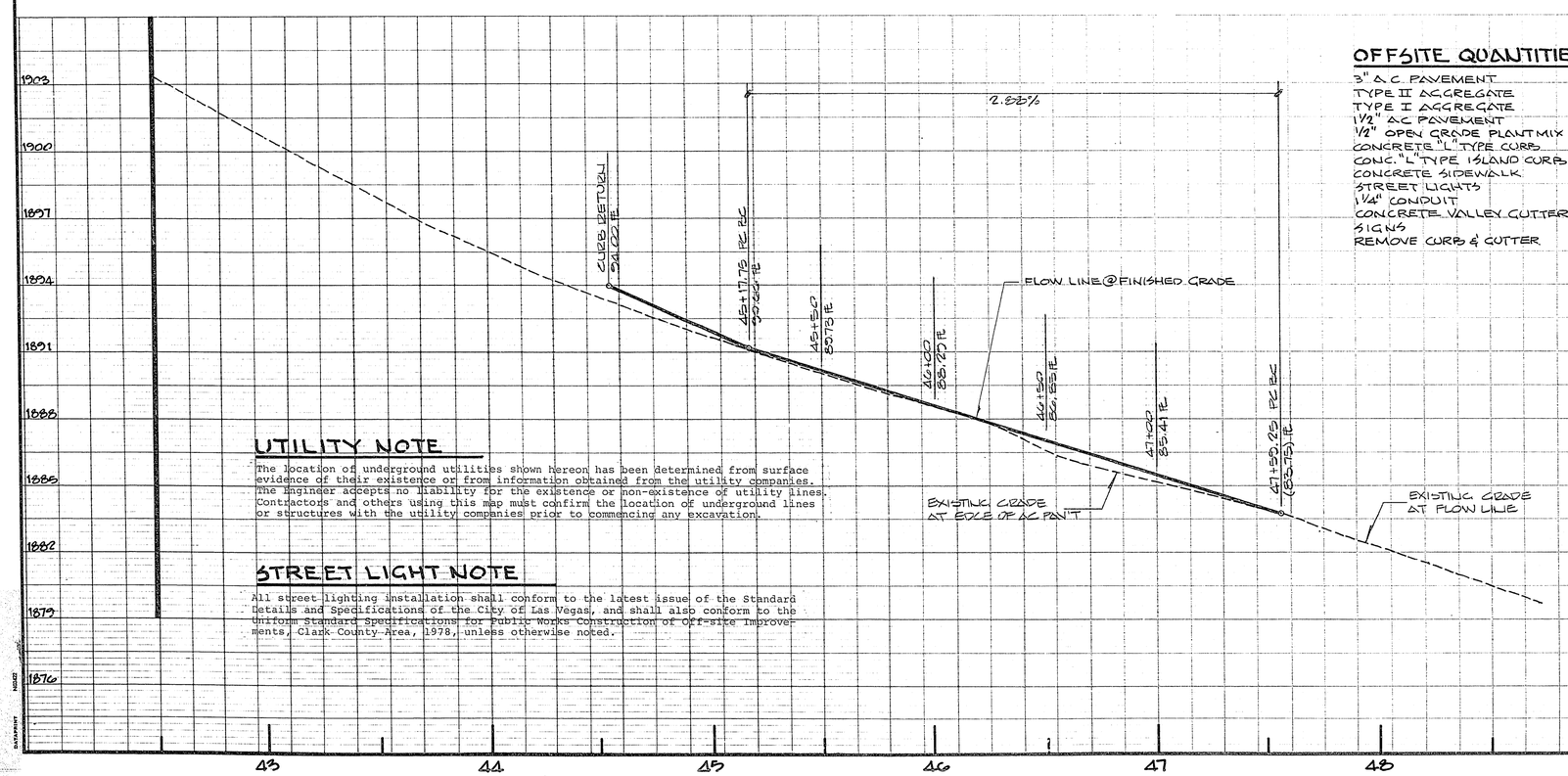

UTILITY NOTE

The location of underground utilities shown hereon has been determined from surface evidence of their existence or from information obtained from the utility companies. The Engineer accepts no liability for the existence or non-existence of utility lines. Contractors and others using this map must confirm the location of underground lines or structures with the utility companies prior to commencing any excavation.

STREET LIGHT NOTE

All street lighting installation shall conform to the latest issue of the Standard Details and Specifications of the City of Las Vegas, and shall also conform to the Uniform Standard Specifications for Public Works Construction of Off-site Improvements, Clark County Area, 1978, unless otherwise noted.

APPROVALS

Richard J. Rowe — CLV TRAFFIC ENGR.	12-14-81 DATE
CLV FIRE MARSHAL	12-11-81 DATE
CLV ELECTRICAL COORDINATOR	DATE
CLV QUALITY CONTROL ENGR.	1/5/82 DATE
for William Harris — CLV ENGINEER	1/26/82 DATE
Michael B. Coleman — NEVADA POWER CO.	12-13-81 DATE
Gerry Ferris — ELECTRICAL SUPERVISOR	1-4-82 DATE

Christopher W. Pinkerton

BAUGHMAN & TURNER
CIVIL ENGINEERS MINING ENGINEERS LAND SURVEYORS
2325 WEST CHARLESTON BOULEVARD LAS VEGAS, NEVADA 89102
702-870-8771

PREPARED FOR: GEORGE TATE & ASSOC.

		APP'D
DATE	NO	REVISIONS

DATE OCT. 1981
DESIGN CNA
DRAWN ANVA
CHECK CNA
SCALE H 1" = 30' V 1" = 3'

STREET DESIGN
MARYLAND PARKWAY
SECTION 26, TOWNSHIP 20 SOUTH, RANGE 61 EAST, M.D.B.&M.
CITY OF LAS VEGAS LIEVADA
CASHMAN SPORTS & CONVENTION COMPLEX

SHEET C-1 OF 18

PROJ. Nº

107-V1206