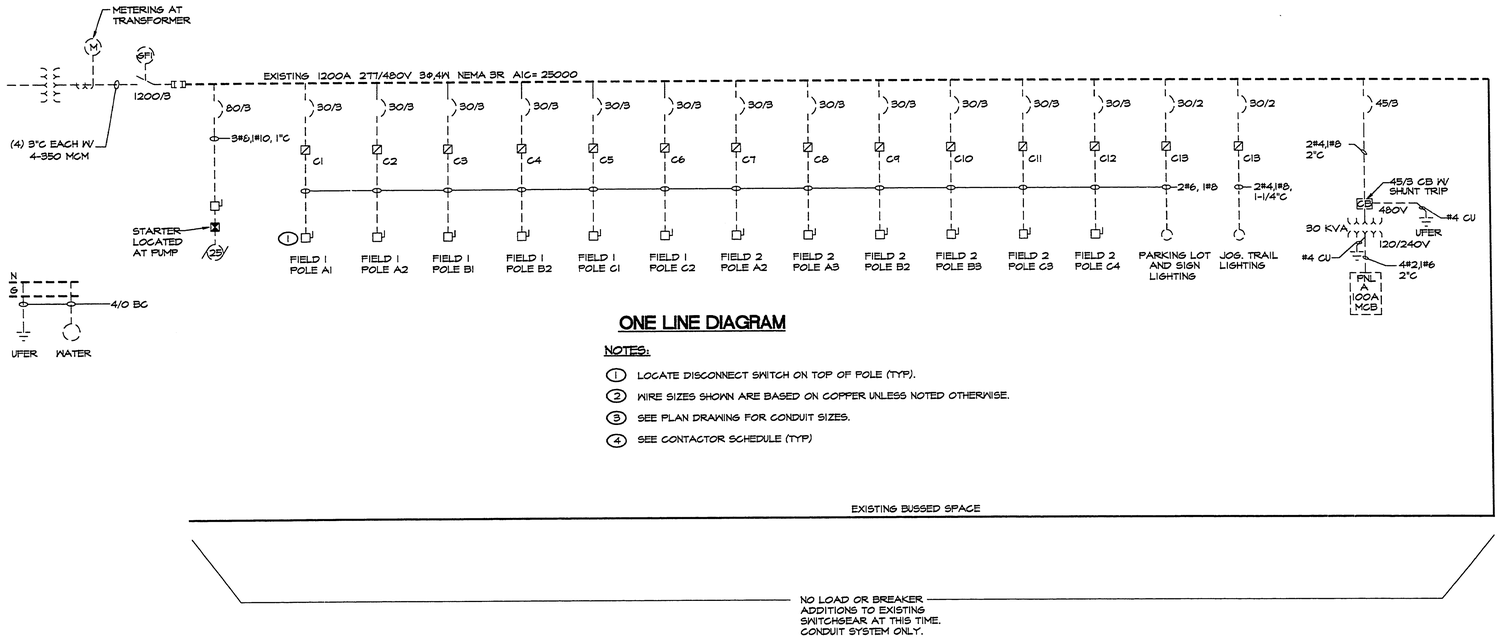

ONE LINE DIAGRAM

NOTES:

1. LOCATE DISCONNECT SWITCH ON TOP OF POLE (TYP).
2. WIRE SIZES SHOWN ARE BASED ON COPPER UNLESS NOTED OTHERWISE.
3. SEE PLAN DRAWING FOR CONDUIT SIZES.
4. SEE CONTACTOR SCHEDULE (TYP)

LEGEND:

- PANELBOARD SURFACE MOUNTED
- SWITCHBOARD
- TC — TERMINAL CABINET
- T — TRANSFORMER
- MOTOR STARTER
- COMBINATION MOTOR STARTER
- F — DISCONNECT SWITCH "F" INDICATES FUSIBLE
- CONTACTOR
- TTC — TELEPHONE TERMINAL CABINET
- HID OR INCANDESCENT FIXTURE
- (2) — ELECTRIC SHEET NOTE DESIGNATION
- BRANCH CIRCUIT CONSISTING OF 2#12 IN MINIMUM SIZE CONDUIT NOT INCLUDING GROUND WIRE
- HOME RUN TO PANELBOARD OR DEVICE - NUMBER OF ARROW HEADS INDICATES NUMBER OF CIRCUITS
- BRANCH CIRCUIT - SHORT SLASHES INDICATE NUMBER OF PHASE OR SWITCH LEGS, LONG SLASHES INDICATE NUMBER OF NEUTRALS, LONG SLASH W/ A DOT INDICATES A SEPARATE ISOLATED GROUND WIRE.
- CONDUIT IN SLAB OR UNDERGROUND
- INTERRUPTER SWITCH
- FUSE
- CIRCUIT BREAKER
- (M) — METERING
- CURRENT TRANSFORMERS
- MOTOR OUTLET

ABBREVIATIONS:

AFF	ABOVE FINISHED FLOOR	J-BOX	JUNCTION BOX
AFG	ABOVE FINISHED GRADE	KVA	KILOVOLT AMPS
AL	ALUMINUM	KW	KILOWATT
BKR	BREAKER	LTG	LIGHTING
C	CONDUIT	PNL	PANEL
CKT	CIRCUIT	PWR	POWER
C.O.	CONDUIT ONLY	TYP	TYPICAL
CU	COPPER	UNO	UNLESS NOTED OTHERWISE
DWG	DRAWING	V	VOLTS
ELEC	ELECTRICAL	VA	VOLT AMPS
EXIST	EXISTING	WP	WEATHER PROOF
GFI	GROUND FAULT INTERRUPT	XF	TRANSFORMER
GND	GROUND		

GENERAL NOTE:

CONTRACTOR TO SCHEDULE ALL OUTAGES ON 5KV OVERHEAD LINE AND TELEMETRY WITH LAS VEGAS VALLEY WATER DISTRICT

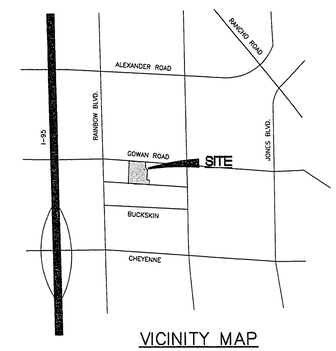

VICINITY MAP

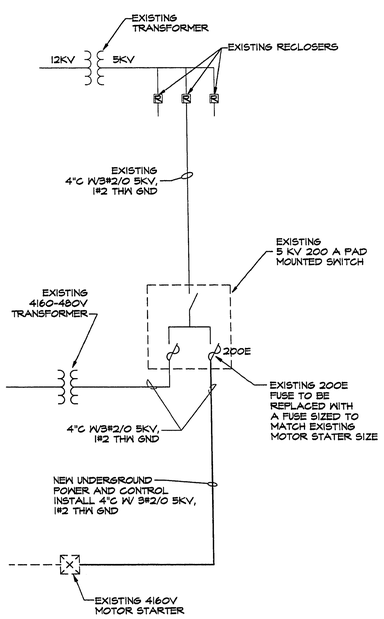

5 KV ONE LINE DIAGRAM

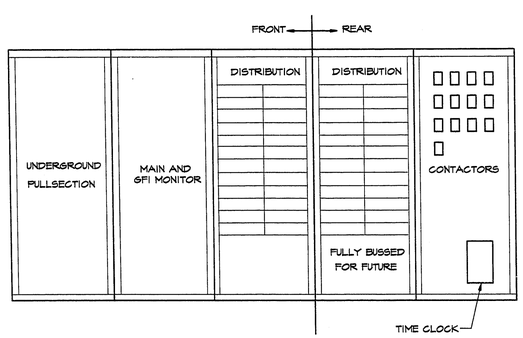

EXISTING ELECTRICAL SWITCHGEAR ELEVATION

(2 / E-1)

NOT TO SCALE

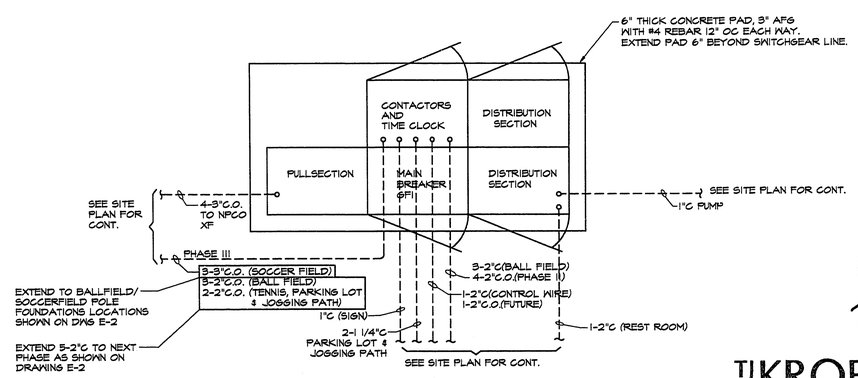

EXISTING ELECTRICAL SWITCHGEAR PLAN

(1 / E-1)

NOT TO SCALE

REGISTERED PROFESSIONAL ENGINEER STATE OF NEVADA THOMAS KROB ELECTRICAL No. 6367 10-21-93

TJ KROB CONSULTING ENGINEERS, INC.
1919 S. JONES BLVD. SUITE B
LAS VEGAS, NEVADA 89102
(702) 871-3621
ELECTRICAL ENGINEERING

18-3-18

REV.	DATE	BY	REVISION

THE MARK GROUP ENGINEERS & SCIENTISTS, INC.
2975 SO. RAINBOW BLVD., SUITE G
LAS VEGAS, NEVADA 89102
PHONE (702) 364-1066

DRAWN BY JI
DESIGNED BY TK
APPROVED BY

CITY OF LAS VEGAS PARKS & LEISURE ACTIVITIES

TITLE: ELECTRICAL LEGEND, ONELINE AND DETAILS

PROJECT: CHILDREN'S MEMORIAL PARK 90 FOOT BALLFIELD, PHASE II

PROJECT NO. 91-2443
DATE : 10-11-93
SCALE : HORIZ. 1"=40'

SHEET 3
E-1
OF 6 SHEETS

650.35-V2