




SCALE: 1/8" = 1'-0"
 DESIGN BY: D.H.
 DRAWN BY: D.H.

NOTE # 8
 1-23-96
 DIFFUSER SCHEDULE
 1-23-96
 DATE



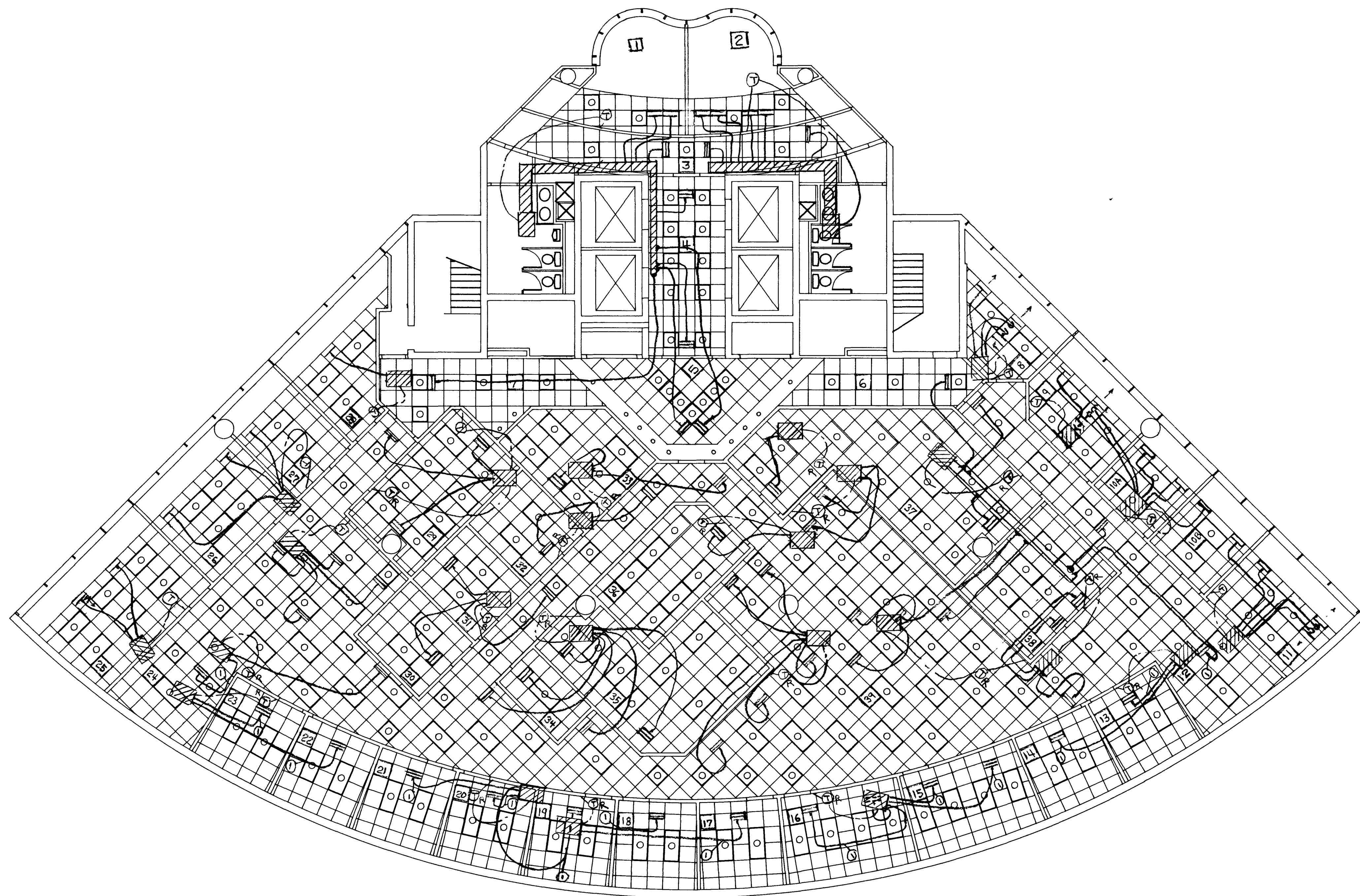
CITY HALL RENOVATION
 SIXTH FLOOR
 HY & AC

PROJECT NO.
 DRAWING NO.
 521-237
 SHEET 13 OF 20

RM #	NO. OF DIFF.	DIFF. TYPE	CFM EA.
1	2	A	215
2	4	A	245
3	3	B	150
4	2	B	120
5	2	B	90
6	1	B	85
7	1	B	115
8	3	A	245
9	5	A	260
10A	2	A	170
10B	2	A	170
11	3	A	260
12	1	B	120
13	1	B	105
14	1	B	105
15	2	B	165
16	2	B	165
17	1	B	105
18	1	B	105
19	1	B	105
20	1	B	105
21	1	B	105
22	1	B	105
23	1	B	105
24	1	B	105
25	2	A	150
26	2	A	150
27	1	A	190
28	1	A	310
29	2	B	150
30	1	B	95
31	1	B	95
32	1	B	95
33	1	B	95
34	1	B	50
35	2	B	145
36	1	B	210
37	2	B	210
38	2	B	110
39	20	B	115

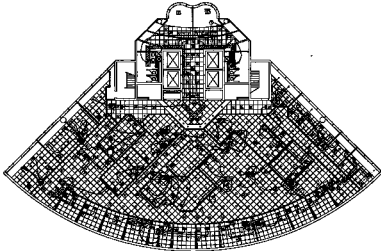
COOLING ONLY CFM - ADD 10 CFM FROM EXTERIOR DUCT ZONE WHERE INDICATED BY SYMBOL.

- NOTES & SYMBOLS**
- 1. EXISTING BOXES OR DUCT
 - 2. 5" EXTERIOR ZONE DUCT ENTERING
 - 3. DIFF DUCT @ 45° BRANCH DAMPER SET @ 10 CFM.
 - 4. TYPE "A" DIFFUSERS SHALL BE TITUS TBD-10, 10 1/2" SLOT, 24" LONG, 8" OVAL NECK WITH DAMPER IN EACH BRANCH DUCT.
 - 5. THERMOSTAT - R INDICATES A RELOCATED THERMOSTAT.
 - 6. EXCHANGE BOXES SERVING Rms 28 & 29.
 - 7. BOX & DIFF. AIR BALANCE MAY BE NECESSARY.
 - 8. TYPE "B" DIFFUSERS SHALL BE TITUS "NIR" WITH 3/4" SUPPLY SLOTS, 2" RETURN SLOTS, 24" LONG & 8" OVAL NECKS WITH DAMPERS IN EACH BRANCH DUCT.
 - 9. TYPE "A" DIFFUSERS ARE LOCATED IN AREAS WITH EXISTING RETURN AIR SLOTS. TYPE "B" DIFFUSERS CONTAIN RETURN AIR SLOTS. ABOVE CEILING PLENUMS SERVE AS RETURN AIR PATHS. EXISTING RETURN AIR SYSTEM AND AIR UNITS ARE NOT PART OF THIS PHASE OF WORK.



ALL WORK THIS SHEET TO BE PERFORMED BY OWNER

HALEY
 GROUP INC.



Room Schedule	
No.	Description
101	...
102	...
103	...
104	...
105	...
106	...
107	...
108	...
109	...
110	...
111	...
112	...
113	...
114	...
115	...
116	...
117	...
118	...
119	...
120	...
121	...
122	...
123	...
124	...
125	...
126	...
127	...
128	...
129	...
130	...
131	...
132	...
133	...
134	...
135	...
136	...
137	...
138	...
139	...
140	...
141	...
142	...
143	...
144	...
145	...
146	...
147	...
148	...
149	...
150	...

1. General Note: SEE DRAWING NO. 31-2 FOR ROOM SCHEDULES.

- Notes:**
- 1. See Drawing No. 31-2 for Room Schedule.
 - 2. See Drawing No. 31-3 for Room Schedule.
 - 3. See Drawing No. 31-4 for Room Schedule.
 - 4. See Drawing No. 31-5 for Room Schedule.
 - 5. See Drawing No. 31-6 for Room Schedule.
 - 6. See Drawing No. 31-7 for Room Schedule.
 - 7. See Drawing No. 31-8 for Room Schedule.
 - 8. See Drawing No. 31-9 for Room Schedule.
 - 9. See Drawing No. 31-10 for Room Schedule.
 - 10. See Drawing No. 31-11 for Room Schedule.
 - 11. See Drawing No. 31-12 for Room Schedule.
 - 12. See Drawing No. 31-13 for Room Schedule.
 - 13. See Drawing No. 31-14 for Room Schedule.
 - 14. See Drawing No. 31-15 for Room Schedule.
 - 15. See Drawing No. 31-16 for Room Schedule.
 - 16. See Drawing No. 31-17 for Room Schedule.
 - 17. See Drawing No. 31-18 for Room Schedule.
 - 18. See Drawing No. 31-19 for Room Schedule.
 - 19. See Drawing No. 31-20 for Room Schedule.
 - 20. See Drawing No. 31-21 for Room Schedule.
 - 21. See Drawing No. 31-22 for Room Schedule.
 - 22. See Drawing No. 31-23 for Room Schedule.
 - 23. See Drawing No. 31-24 for Room Schedule.
 - 24. See Drawing No. 31-25 for Room Schedule.
 - 25. See Drawing No. 31-26 for Room Schedule.
 - 26. See Drawing No. 31-27 for Room Schedule.
 - 27. See Drawing No. 31-28 for Room Schedule.
 - 28. See Drawing No. 31-29 for Room Schedule.
 - 29. See Drawing No. 31-30 for Room Schedule.
 - 30. See Drawing No. 31-31 for Room Schedule.
 - 31. See Drawing No. 31-32 for Room Schedule.
 - 32. See Drawing No. 31-33 for Room Schedule.
 - 33. See Drawing No. 31-34 for Room Schedule.
 - 34. See Drawing No. 31-35 for Room Schedule.
 - 35. See Drawing No. 31-36 for Room Schedule.
 - 36. See Drawing No. 31-37 for Room Schedule.
 - 37. See Drawing No. 31-38 for Room Schedule.
 - 38. See Drawing No. 31-39 for Room Schedule.
 - 39. See Drawing No. 31-40 for Room Schedule.
 - 40. See Drawing No. 31-41 for Room Schedule.
 - 41. See Drawing No. 31-42 for Room Schedule.
 - 42. See Drawing No. 31-43 for Room Schedule.
 - 43. See Drawing No. 31-44 for Room Schedule.
 - 44. See Drawing No. 31-45 for Room Schedule.
 - 45. See Drawing No. 31-46 for Room Schedule.
 - 46. See Drawing No. 31-47 for Room Schedule.
 - 47. See Drawing No. 31-48 for Room Schedule.
 - 48. See Drawing No. 31-49 for Room Schedule.
 - 49. See Drawing No. 31-50 for Room Schedule.
 - 50. See Drawing No. 31-51 for Room Schedule.
 - 51. See Drawing No. 31-52 for Room Schedule.
 - 52. See Drawing No. 31-53 for Room Schedule.
 - 53. See Drawing No. 31-54 for Room Schedule.
 - 54. See Drawing No. 31-55 for Room Schedule.
 - 55. See Drawing No. 31-56 for Room Schedule.
 - 56. See Drawing No. 31-57 for Room Schedule.
 - 57. See Drawing No. 31-58 for Room Schedule.
 - 58. See Drawing No. 31-59 for Room Schedule.
 - 59. See Drawing No. 31-60 for Room Schedule.
 - 60. See Drawing No. 31-61 for Room Schedule.
 - 61. See Drawing No. 31-62 for Room Schedule.
 - 62. See Drawing No. 31-63 for Room Schedule.
 - 63. See Drawing No. 31-64 for Room Schedule.
 - 64. See Drawing No. 31-65 for Room Schedule.
 - 65. See Drawing No. 31-66 for Room Schedule.
 - 66. See Drawing No. 31-67 for Room Schedule.
 - 67. See Drawing No. 31-68 for Room Schedule.
 - 68. See Drawing No. 31-69 for Room Schedule.
 - 69. See Drawing No. 31-70 for Room Schedule.
 - 70. See Drawing No. 31-71 for Room Schedule.
 - 71. See Drawing No. 31-72 for Room Schedule.
 - 72. See Drawing No. 31-73 for Room Schedule.
 - 73. See Drawing No. 31-74 for Room Schedule.
 - 74. See Drawing No. 31-75 for Room Schedule.
 - 75. See Drawing No. 31-76 for Room Schedule.
 - 76. See Drawing No. 31-77 for Room Schedule.
 - 77. See Drawing No. 31-78 for Room Schedule.
 - 78. See Drawing No. 31-79 for Room Schedule.
 - 79. See Drawing No. 31-80 for Room Schedule.
 - 80. See Drawing No. 31-81 for Room Schedule.
 - 81. See Drawing No. 31-82 for Room Schedule.
 - 82. See Drawing No. 31-83 for Room Schedule.
 - 83. See Drawing No. 31-84 for Room Schedule.
 - 84. See Drawing No. 31-85 for Room Schedule.
 - 85. See Drawing No. 31-86 for Room Schedule.
 - 86. See Drawing No. 31-87 for Room Schedule.
 - 87. See Drawing No. 31-88 for Room Schedule.
 - 88. See Drawing No. 31-89 for Room Schedule.
 - 89. See Drawing No. 31-90 for Room Schedule.
 - 90. See Drawing No. 31-91 for Room Schedule.
 - 91. See Drawing No. 31-92 for Room Schedule.
 - 92. See Drawing No. 31-93 for Room Schedule.
 - 93. See Drawing No. 31-94 for Room Schedule.
 - 94. See Drawing No. 31-95 for Room Schedule.
 - 95. See Drawing No. 31-96 for Room Schedule.
 - 96. See Drawing No. 31-97 for Room Schedule.
 - 97. See Drawing No. 31-98 for Room Schedule.
 - 98. See Drawing No. 31-99 for Room Schedule.
 - 99. See Drawing No. 31-100 for Room Schedule.

ALL WORK THIS SHEET TO BE PERFORMED BY OWNER

HALEY
ARCHITECTS

CITY HALL RENOVATION
 SOUTH FLOOR
 11/5/81