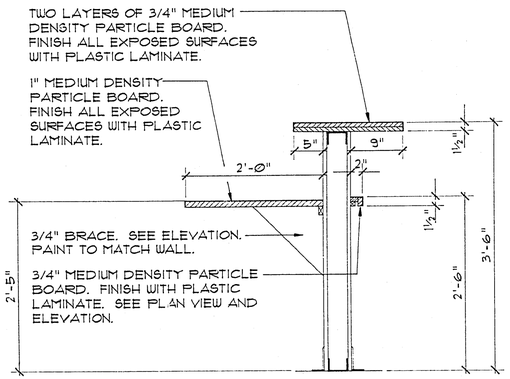

DETAIL #1

1" = 1'-0"

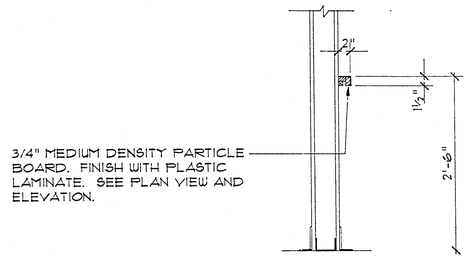

CROSS SECTION " A"

1" = 1'-0"

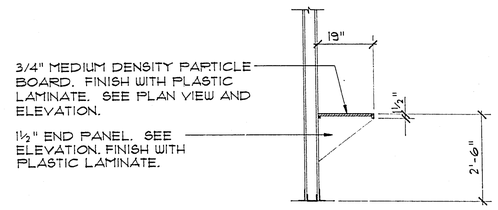

CROSS SECTION " B"

1/2" = 1'-0"

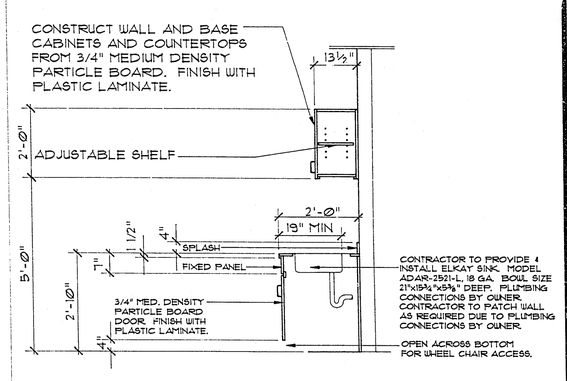

CROSS SECTION "C"

1/2" = 1'-0"

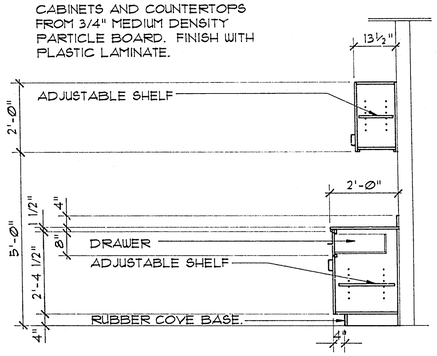

CROSS SECTION "D"

1/2" = 1'-0"

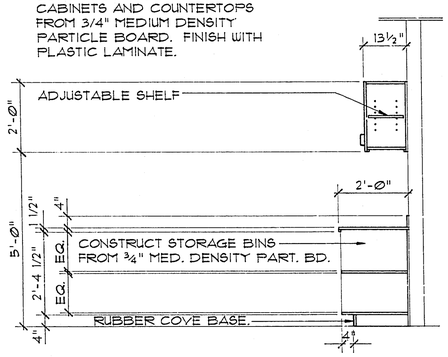

CROSS SECTION "E"

1/2" = 1'-0"

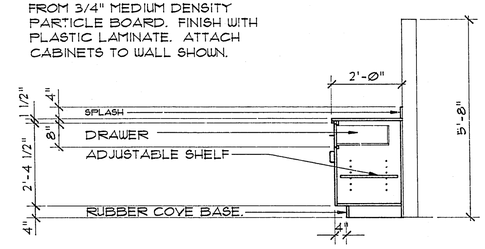

CROSS SECTION "F"

1/2" = 1'-0"

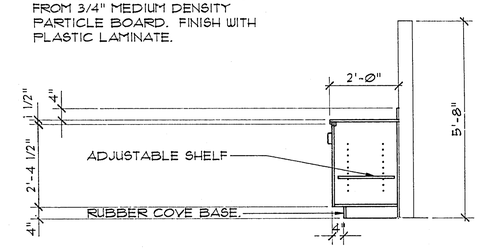

CROSS SECTION "G"

1/2" = 1'-0"

REVISIONS	DATE

DEPARTMENT OF PUBLIC WORKS
ARCHITECTURAL SERVICES

DESIGN BY: FT
DRAWN BY: FT
DATE: 10-95
SCALE: 1/2" = 1'-0"

CITY OF LAS VEGAS NEVADA

PROJECT: CITY HALL RENOVATION SIXTH FLOOR

SHEET: CABINET CROSS SECTIONS

DRAWING NO. 521-237

11/20