


REVISIONS: 04/09/91

PROPERTY OF THE ARCHITECT AND MAY NOT BE REPRODUCED OR UTILIZED FOR ANY PURPOSE AS INSTRUMENTS OF SERVICE, THESE CONDITIONS DO NOT VALIDATE THE CONTRACT AND SHALL BE SEALD BY THE ARCHITECT.

DRAWING TITLE: REFLECTED CEILING PLAN

PROJECT: CITY COUNCIL CHAMBERS renovation



PROJECT: 9019

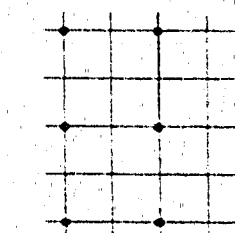
DATE: JAN. 21, 1991

DRAWING NO.:


A3.1

6 of 19

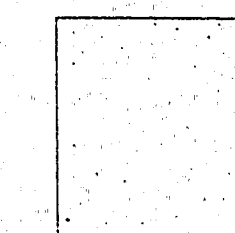
LEGEND



2X2 ACOUSTICAL TILE CEILING
 ARMSTRONG- CIRRUS WITH
 CHAMFERED EDGE & CIRRUS GRID
 ACCENTS @ 4'-0" O.C.
 COLOR TO BE SELECTED BY ARCH.



2X2 ACOUSTICAL TILE CEILING
 ARMSTRONG- CIRRUS WITH
 CHAMFERED EDGE
 COLOR TO BE SELECTED
 BY ARCH.



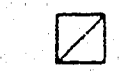
5/8" GYP. BD ON METAL
 SUSPENSION SYSTEM-
 TEXTURE TO ORANGE PEEL
 FINISH. PAINT



CEILING PAINT COLOR
 (SEE LEGEND ON WALL
 FINISH PLAN A6.2)



SUPPLY AIR DUCT



RETURN AIR DUCT



EMERGENCY LIGHT



CAMERA



LIGHT




CHANDELIER




LIGHT FIXTURE
 SURFACE MOUNTED

COORDINATE LIGHT FIXTURES WITH ELECTRICAL DRAWING



CEILING SPEAKER



FIRE ALARM HORN



SMOKE DETECTOR

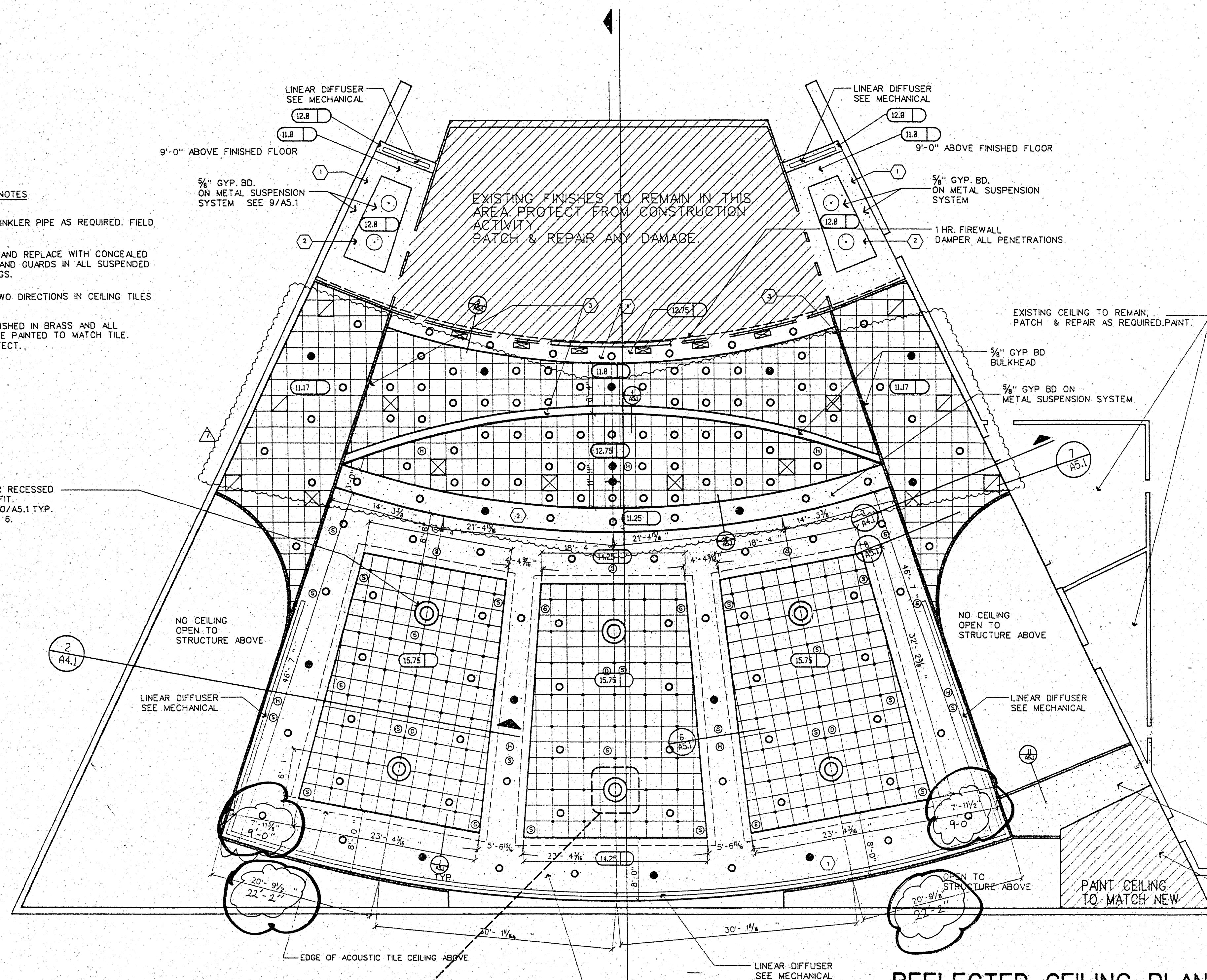
ONE HOUR CEILING
 5/8" F.R. GYP. BD
 ON EA. SIDE OF 20 GA.
 3/2" STEEL CLG.
 JOISTS @ 16" O.C.

EXISTING FINISHES TO REMAIN IN THIS
 AREA. PROTECT FROM CONSTRUCTION
 ACTIVITY.
 PATCH & RESTORE TO ORIGINAL CONDITION.

FIRE SPRINKLER NOTES

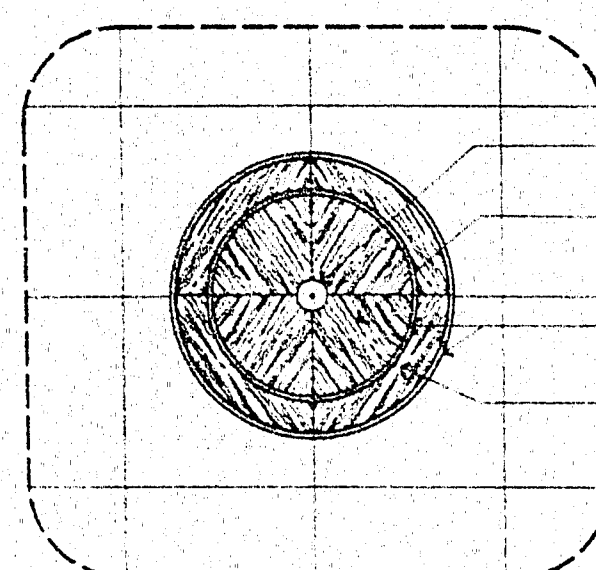
1. RELOCATE OR REPLACE EXISTING SPRINKLER PIPE AS REQUIRED. FIELD VERIFY EXACT SIZES AND LOCATIONS.
2. REMOVE EXISTING SPRINKLER HEADS AND REPLACE WITH CONCEALED PENDANT TYPE WITH ESCUTCHEONS AND GUARDS IN ALL SUSPENDED CEILINGS AND GYPSUM BOARD CEILINGS.
3. CENTER EACH SPRINKLER HEAD IN TWO DIRECTIONS IN CEILING TILES AND GYPSUM BOARD CEILINGS.
4. ALL SPRINKLER HEADS SHALL BE FINISHED IN BRASS AND ALL ESCUTCHEONS AND GUARDS SHALL BE PAINTED TO MATCH TILE. COLOR TO BE APPROVED BY ARCHITECT.

36" DIAMETER RECESSED
 GYP. BD. SOFFIT.
 SEE DETAIL 10/A5.1 TYP.
 TYPICAL FOR 6.



REFLECTED CEILING PLAN

NOTE: ALL CEILING HEIGHTS ARE
 ELEVATIONS ABOVE 0.00 FLOOR LINE.
 SEE BUILDING SECTION 1/A4.1 FOR 0.00
 FLOOR LINE LOCATION



- LIGHT FIXTURE ESCUTCHEON
- FLEXIBLE WOOD WALLCOVERING
 OVER 5/8" GYP. BD QUARTER CIRCLE
 & DIRECT WOOD GRAIN TO CENTER
- HARDWOOD MOULDING SEE DETAIL 12C/A5.1
- FLEXIBLE WOOD WALLCOVERING.
 DIRECT GRAIN AROUND CIRCLE
 AS SHOWN

SEE 10/A5.1