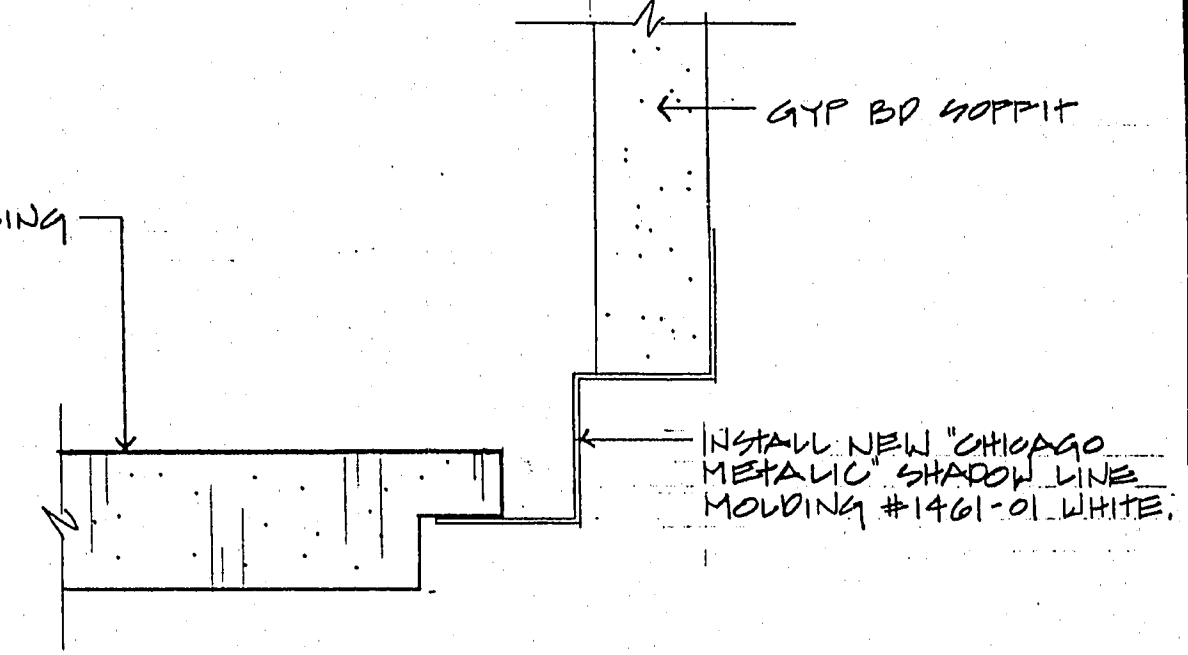
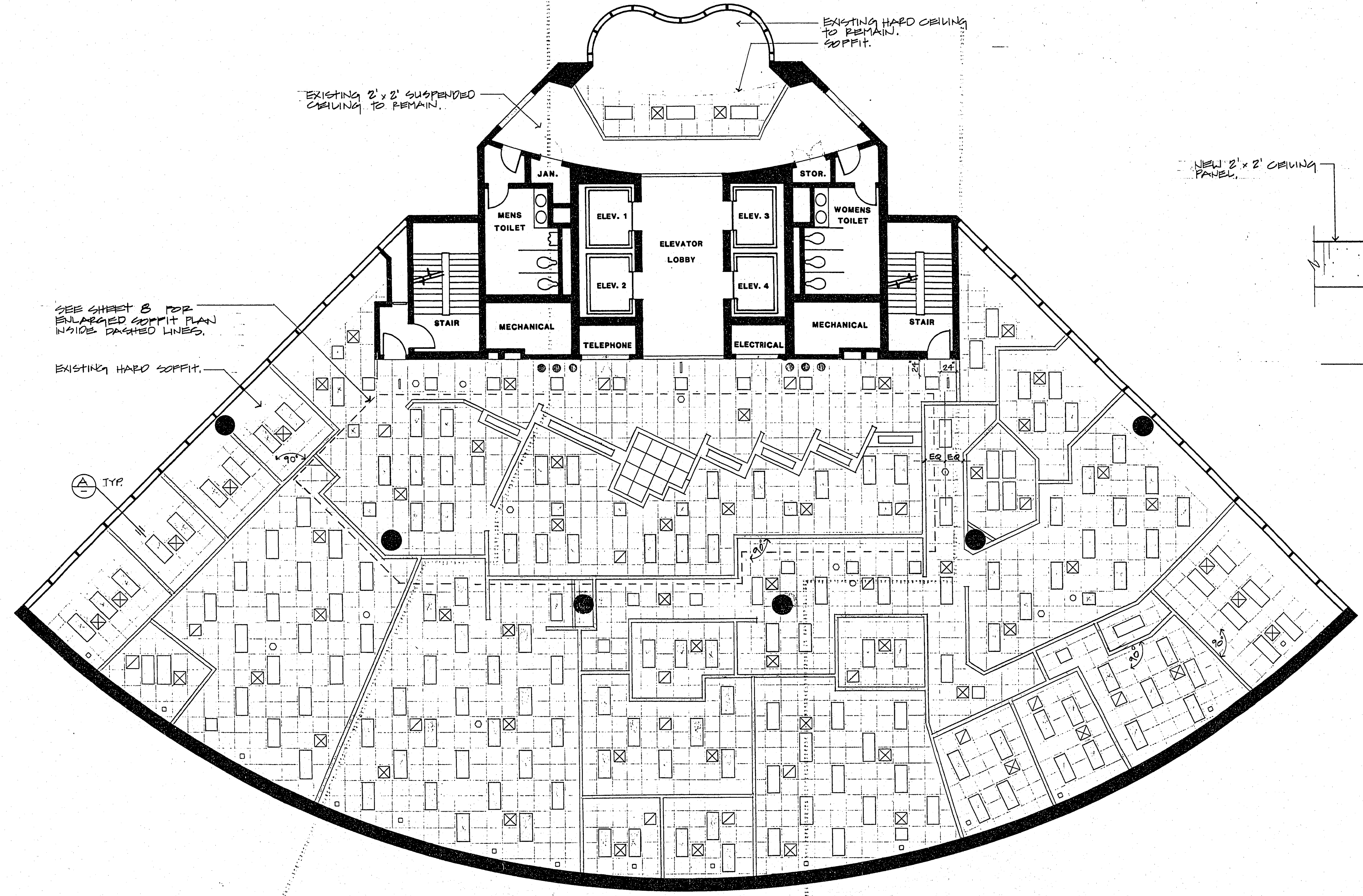


**NOTES**

ALL MECHANICAL AND ELECTRICAL WORK TO BE PERFORMED BY OWNER.  
FIRE SPRINKLER WORK TO BE PERFORMED UNDER A SEPARATE CONTRACT.

**LEGEND**

- INSTALL NEW 2'x2' SUSPENDED CEILING 3'-3" ABOVE FINISHED FLOOR. MATCH EXISTING 2'x2' CEILING PANELS. RE-USE SALVAGED PANELS FROM DEMOLITION.
- "LITHONIA" OPTIMAX 2'x2' FLUORESCENT FIXTURE
- "LITHONIA" OPTIMAX 2'x4' FLUORESCENT FIXTURE
- "LITHONIA" PARAMAX 2'x2' FLUORESCENT FIXTURE. 12 LOWER CELLS.
- "LITHONIA" PARAMAX 2'x4' FLUORESCENT FIXTURE. 24 LOWER CELLS.
- "LITHONIA" AF 9TT 7MB 277V FLUORESCENT DOWN LIGHTS.
- SMOKE DETECTOR
- SPEAKER
- EXIT SIGN
- MECHANICAL SUPPLY GRILLE.
- MECHANICAL RETURN GRILLE.
- HEATER VENT



CROSS SECTION "A"  
FULL SCALE

PHASE ONE


PHASE TWO

PHASE THREE

REFLECTED CEILING PLAN  
1/8" = 1'-0"

City of Las Vegas, Nevada  
**Department of Design and Development**  
 Thomas B. Graham, AICP, PLA, Director  
 Interior Design Division  
 DESIGN BY: F. Trujano  
 DRAWN BY: F. Trujano  
 SCALE: As Shown  
 DATE: 8-91

REVISIONS	DATE



**CITY HALL - THIRD FLOOR RENOVATION**  
 REFLECTED CEILING PLAN

PROJECT NO.  
 DRAWING NO. 521-216D  
 SHEET 2 OF 3