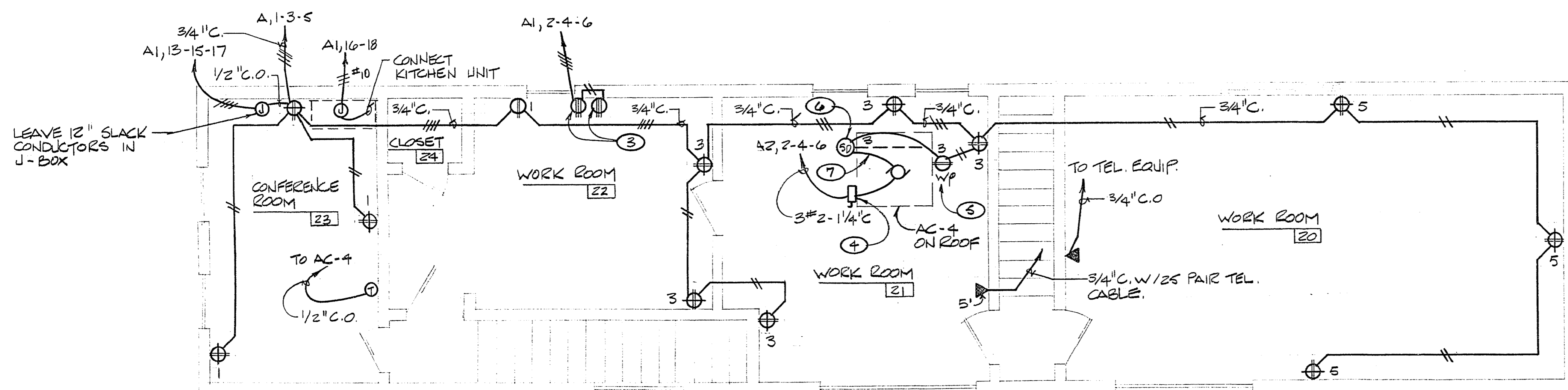


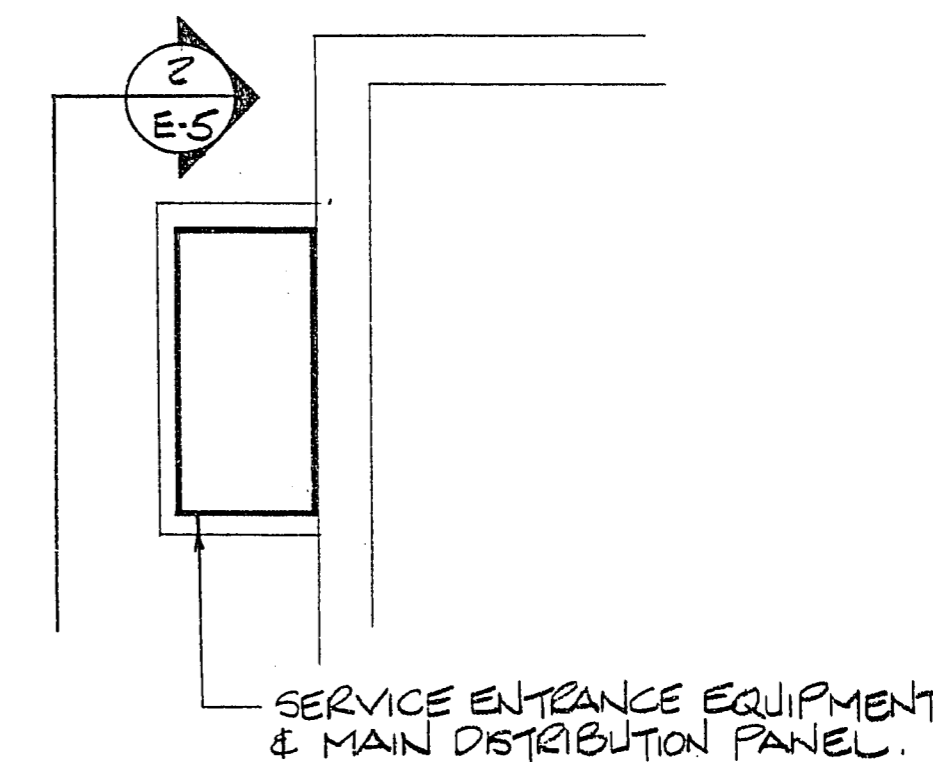
2ND FLOOR PLAN - LIGHTING ①
SCALE: 1/4" = 1'-0"



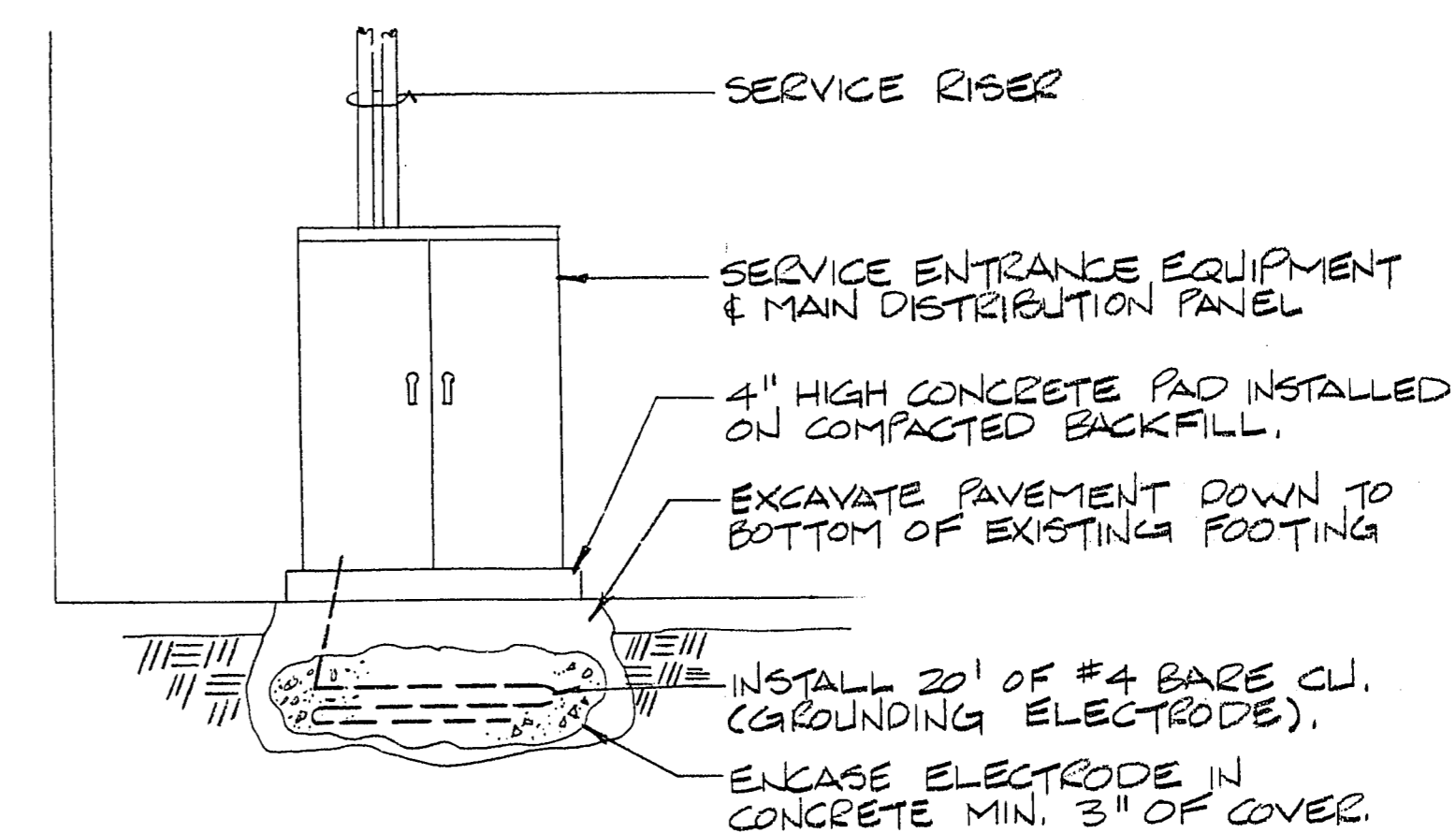
2ND FLOOR PLAN - POWER ①
SCALE: 1/4" = 1'-0"

NOTES

- ① IT IS INTENDED TO CONCEAL ALL WIRING IN AREAS SCHEDULED FOR NEW CEILINGS. HOWEVER IF THIS IS IMPRACTICAL DUE TO EXISTING CONSTRUCTION, INSTALL ALL REQUIRED WIRING IN SURFACE MOUNTED RACEWAYS AND OUTLET BOXES. SURFACE MOUNTED RACEWAY SYSTEM SHALL BE EQUAL TO AIREY THOMPSON AT-10 SERIES.
- ② WHEREVER POSSIBLE, UTILIZE EXISTING SWITCH OUTLET BOX & RACEWAY SYSTEM. NEW TOGGLE SWITCHES AND COVER PLATES SHALL BE INSTALLED.
- ③ 20A, 250V, 2P/3W GROUNDING RECEPTACLE, NEMA 6-20R CONFIGURATION.
- ④ 100A/3P 240V, FUSIBLE SAFETY SWITCH, NEMA 3R, WITH (3) 80A DUAL ELEMENT TIME DELAY FUSES.
- ⑤ MAINTENANCE RECEPTACLE ON ROOF.
- ⑥ DUCT MOUNTED IONIZATION DETECTOR, EQUAL TO FCI #CPD-7021 W/DH-20 HOUSING, ACA-200 WIRING KIT AND FST-48 SAMPLING TUBE (FIELD CUT TO FIT), INSTALL IN RETURN AIR DUCT PER MANUFACTURERS RECOMMENDATIONS.
- ⑦ INSTALL AUX. N/O CONTACTS OF DUCT DETECTOR IN SERIES WITH AC UNIT CONTROL COIL.



PARTIAL AREA PLAN
SCALE: 1/4" = 1'-0"



② E-5
GROUNDING ELECTRODE INSTALLATION
N.T.S.

REVISIONS


NO.	DATE	BY	CHKD.	REVISIONS
1		P.J. HYL		
2		S.F. TOTTEN		
3		P.J. HYL		

DESIGN: P.J. HYL
DRAWN: S.F. TOTTEN
CHECK: P.J. HYL
DATE:

ELECTRICAL AND MECHANICAL ENGINEERS
NEVADA CALIFORNIA BRITISH COLUMBIA ARIZONA
DINTER ENGINEERING CO. LTD.
CONSULTING ENGINEERS
A PROFESSIONAL CORPORATION
RENO, NEVADA 89502
LAS VEGAS, NEVADA 89109
(702) 969-0206
(702) 969-3139

BUILDING REMODEL AT:
300 LAS VEGAS BLVD.
LAS VEGAS, NEVADA
ELECTRICAL - BID GROUP I

CONTRACT
DRAWING
JAN 12 1984



JOB NO.	
CONSEC. SHT. 42 OF 46	
SHEET NO. 11 OF 19	