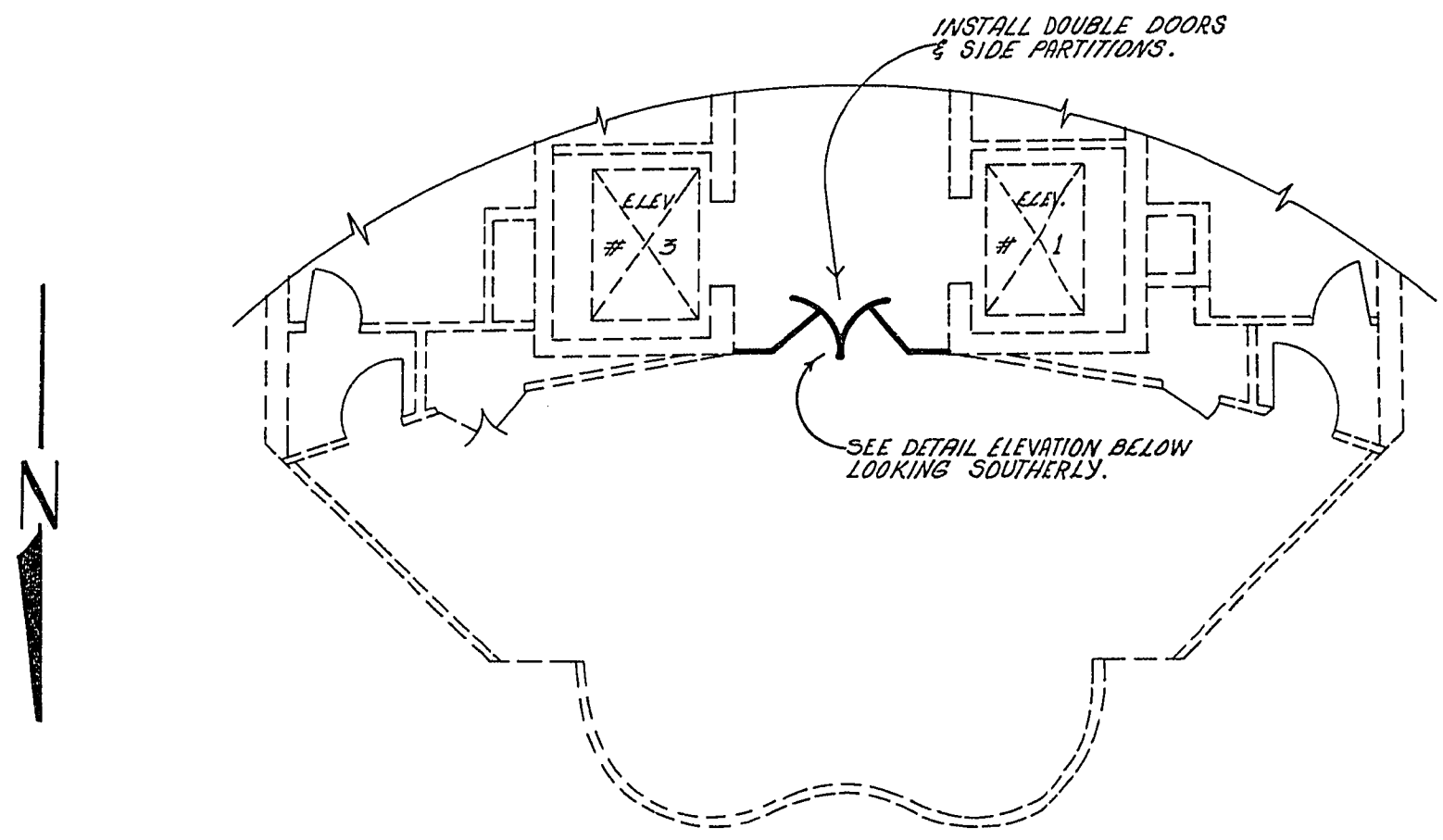


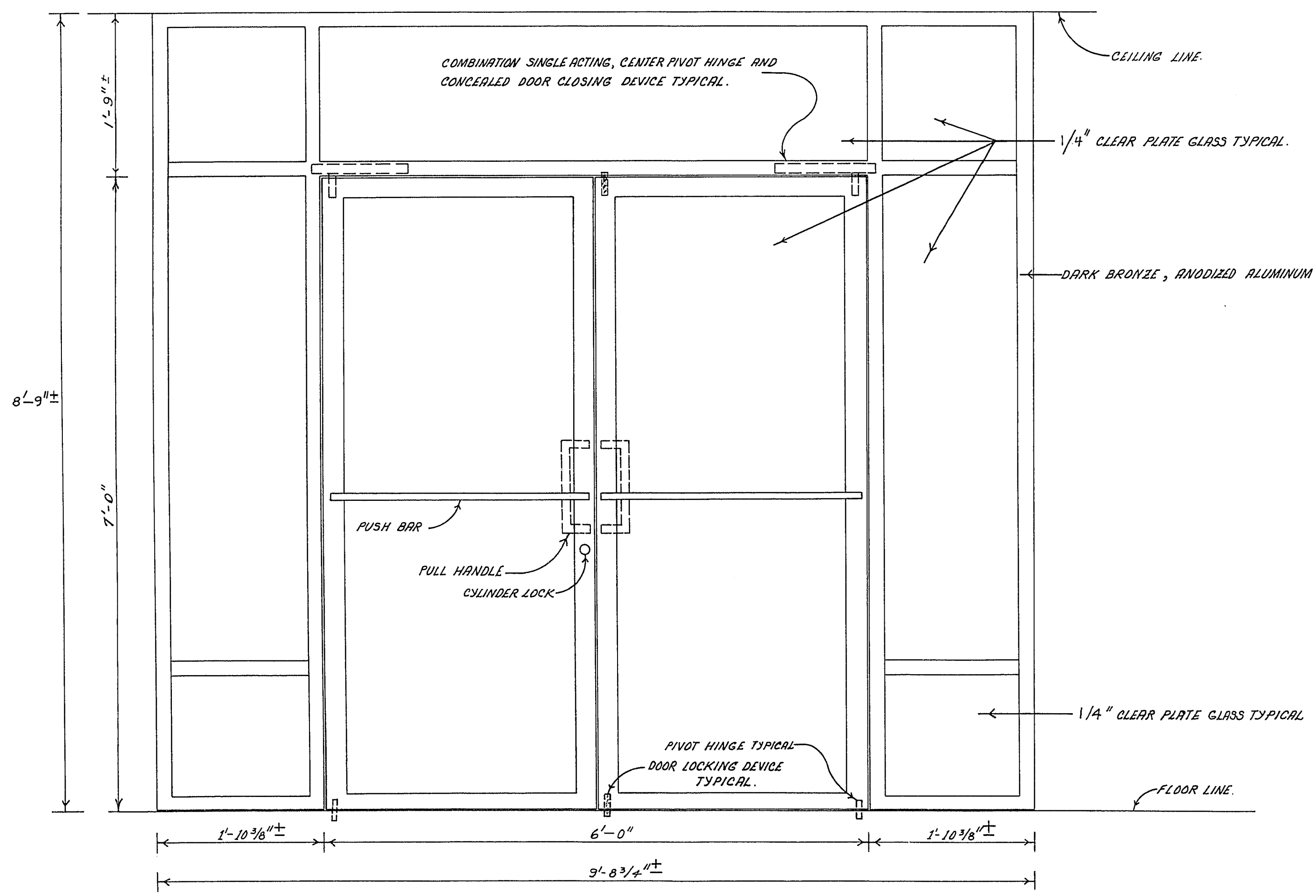
12-8



PLAN-6THFLOOR-CITY HALL TOWER
NO SCALE


CONSTRUCTION NOTES

1. CONTRACTOR SHALL VERIFY ALL EXISTING CONDITIONS AFFECTING THE WORK ILLUSTRATED AS PER THIS DRAWING & OBTAIN ACCURATE DIMENSIONS AT THE SITE AS REQUIRED.
2. ALL EXPOSED ALUMINUM SHALL BE GIVEN AN ARCHITECTURAL CLASS 1 ANODIC COATING EQUAL TO ALCOA'S DURANODIC FINISH NO. 313 E, DARK BRONZE, ALUMINUM ASSOCIATION DESIGNATION AA-42.
3. ALL ALUMINUM SHALL BE GIVEN A CLEAR PROTECTIVE COATING AS RECOMMENDED BY THE ANODIZER. THE PROTECTIVE COATING SHALL BE OF THE LACQUER TYPE AND NON-YELLOWING.
4. ALL ALUMINUM IN CONTACT WITH CONCRETE, MASONRY, PLASTER OR OTHER DISSIMILAR MATERIALS SHALL BE PROTECTED WITH A HEAVY COATING OF ZINC-CHROMATE PRIMER OR ASPHALT BASE PRIME.
5. ALL GLASS SHALL BE 1/4" CLEAR PLATE GLASS.
6. LOCK MECHANISM TO BE "ADAMS RITE" OR EQUAL.



DOUBLE DOOR INSTALLATION-6THFLOOR CITY HALL TOWER
LOOKING SOUTHERLY SCALE 1/2"=1'-0"

APPROVAL: [Signature] DATE: 10/17/74
FIRE CHIEF



CITY OF LAS VEGAS NEVADA			
DEPARTMENT OF PUBLIC WORKS			
SERVICES DIVISION			
DOUBLE DOOR INSTALLATION			
FIRE DEPT MUSEUM, 6 TH FLOOR CITY HALL TOWER			
W.O. NO. 5110	F.BK. NO. —	DATE	DRAWING NO.
SC. (H) AS NOTED.	SC. (V) —	2-14-74	521-V96
DES. D. MC. GONIGLE			FILE NO.
DR. MARIA R. ESCOBAR			
APPROVED BY DIRECTOR OF PUBLIC WORKS			
[Signature]			SHEET 1 OF 1