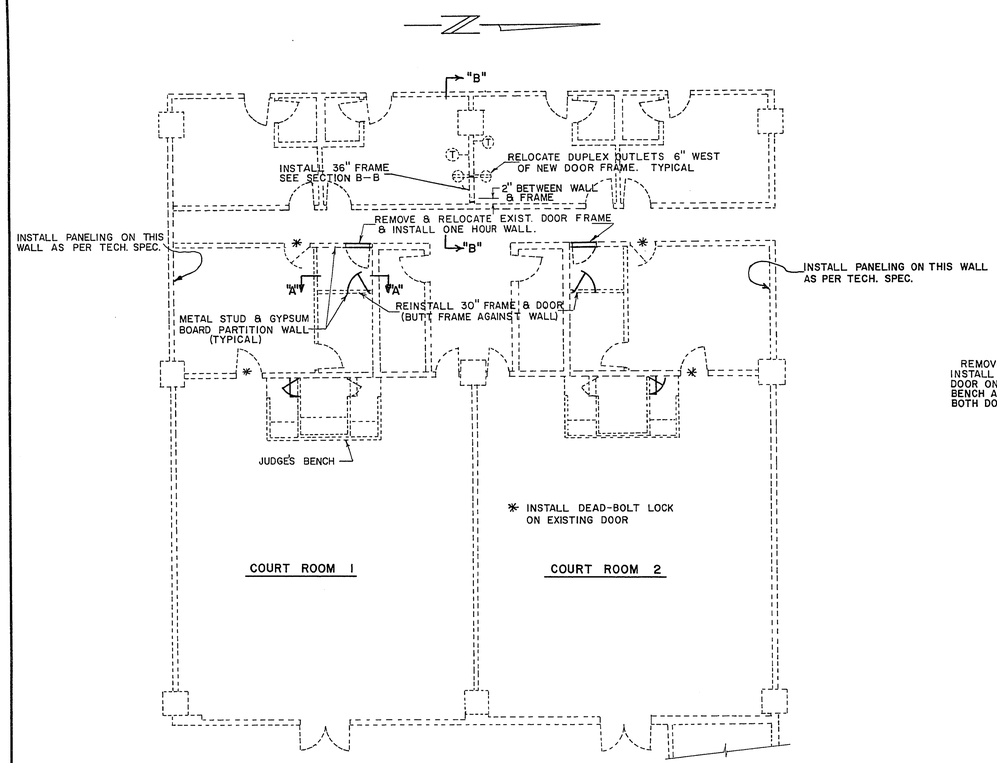

PLAN - COURT ROOMS & JUDGES' CHAMBERS

SCALE: 1/8" = 1'-0"

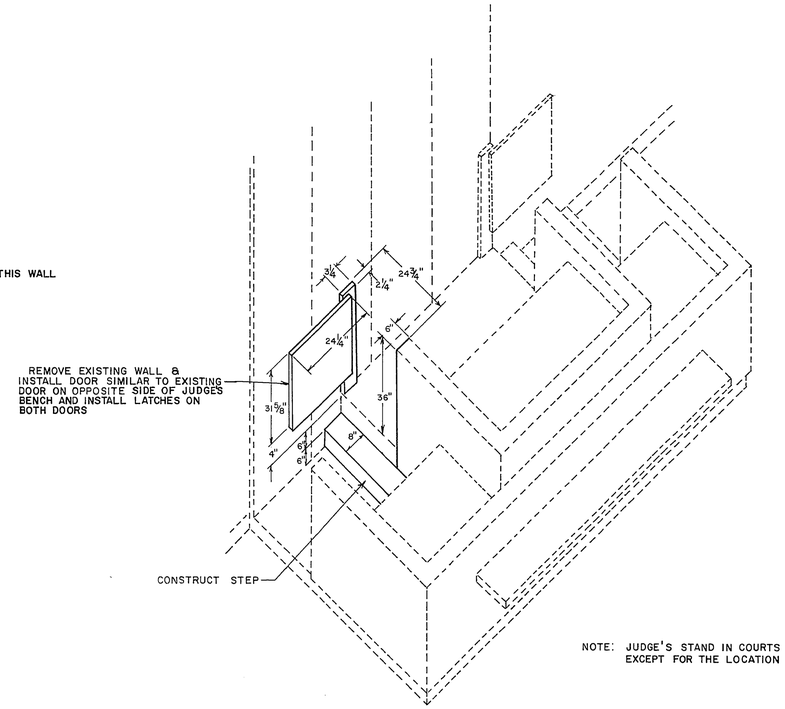

NOTE: JUDGE'S STAND IN COURTS 1 & 2 ARE IDENTITICAL, EXCEPT FOR THE LOCATION OF EXISTING DOOR - SEE PLAN

ISOMETRIC DETAIL - JUDGE'S STAND

NO SCALE

—— NEW CONSTRUCTION

- - - - EXISTING CONSTRUCTION

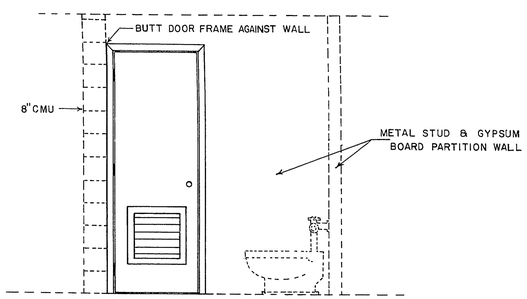

SECTION "A"-"A" - MEN'S ROOM

SCALE: 1/2" = 1'-0"

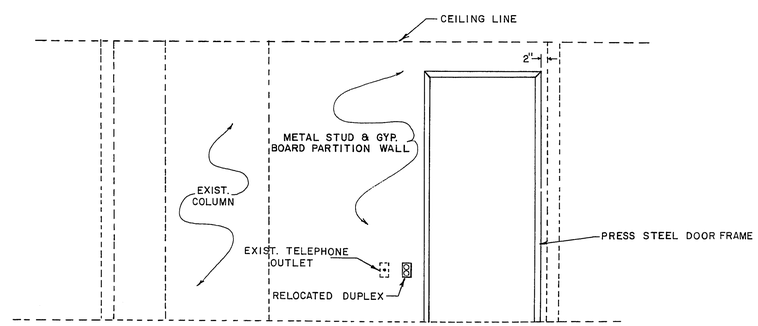

SECTION "B"-"B"

SCALE: 1/2" = 1'-0"

CONTRACT DRAWING

CITY OF LAS VEGAS NEVADA
DEPARTMENT OF PUBLIC WORKS
SERVICES DIVISION

REMODELING OF JUDGES CHAMBERS
C.L.V. MUNICIPAL COURT

W.O. NO. 5050	F. BK. NO. ——	DATE	DRAWING NO.
SC. (H) AS NOTED	SC. (V) ——	2-25-74	521-97
DES.			
DR. C.K.			FILE NO.
APPROVED BY DIRECTOR OF PUBLIC WORKS		4-9-74	SHEET 1 OF 1

6-72 DIETERICH-POST CLEARPRINT 1000H