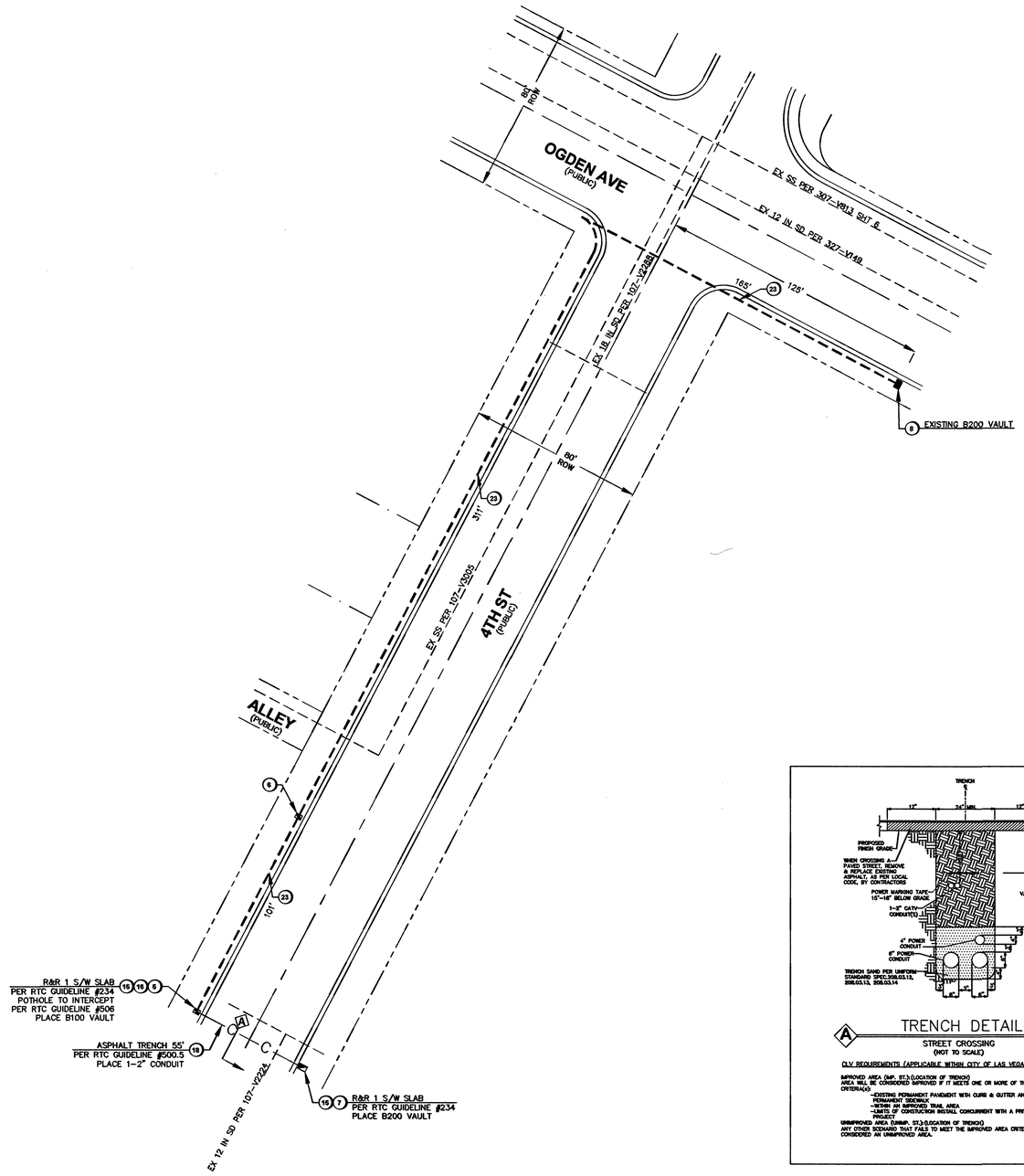

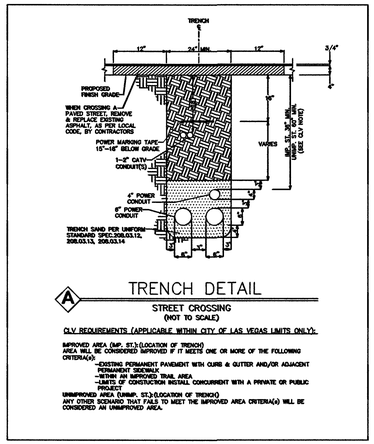

A TRENCH DETAIL

STREET CROSSING
(NOT TO SCALE)

CLV REQUIREMENTS (APPLICABLE WITHIN CITY OF LAS VEGAS LIMITS ONLY):

IMPROVED AREA (IMP. ST.)-(LOCATION OF TRENCH)
AREA WILL BE CONSIDERED IMPROVED IF IT MEETS ONE OR MORE OF THE FOLLOWING CRITERIA(s):
- EXISTING PERMANENT PAVEMENT WITH CURB & GUTTER AND/OR ADJACENT PERMANENT SIDEWALK
- WITHIN AN IMPROVED TRAIL AREA
- LIMITS OF CONSTRUCTION INSTALL CONCURRENT WITH A PRIVATE OR PUBLIC PROJECT

UNIMPROVED AREA (UNIMP. ST.)-(LOCATION OF TRENCH)
ANY OTHER SCENARIO THAT FAILS TO MEET THE IMPROVED AREA CRITERIA(s) WILL BE CONSIDERED AN UNIMPROVED AREA.

LEGEND

1		INSTALL B-36 PULL BOX (24"X36"X24")
2		EXISTING B-36 PULL BOX (24"X36"X24")
3		INSTALL B-50 PULL BOX (13"X24"X24")
4		EXISTING B-50 PULL BOX (13"X24"X24")
5		INSTALL B-100 PULL BOX (24"X36"X24")
6		EXISTING B-100 PULL BOX (24"X36"X24")
7		INSTALL T-200 CATV VAULT (30"X48"X36")
8		EXISTING T-200 CATV VAULT (30"X48"X36")
9		INSTALL T-400 CATV VAULT (36"X60"X36")
10		EXISTING T-400 CATV VAULT (36"X60"X36")
11		INSTALL T-600 CATV VAULT (48"X72"X36")
12		EXISTING T-600 CATV VAULT (48"X72"X36")
13		INSTALL NEW CATV PEDESTAL
14		EXISTING NEW CATV PEDESTAL
15		R&R S/W SLAB(S)
16		POTHOLE
17	—C—C—C—	SIDEWALK/DIRT TRENCH INSTALL
18	—C—C—C—	ASPHALT/STREET TRENCH INSTALL
19	—B—B—	PROPOSED BORE
20	—X—X—	EXISTING CATV CONDUIT(S)
21	—OHC—	PROPOSED OVERHEAD FIBER OPTIC CABLE OR COAX INSTALL
22	—XOHC—	EXISTING OVERHEAD FIBER OPTIC CABLE OR COAX
23	— — —	U.G. FIBER/COAX PULL
24	—-·-·—	RIGHT OF WAY LINE
25	—·—·—	LOT/PROPERTY LINE
26	·····	EDGE OF PAVEMENT
27	P	EXISTING NVE PULL BOX
28	T	EXISTING TELCO PULL BOX
29	TM	EXISTING TELCO MANHOLE
30	T	EXISTING TELCO POLE
31		EXISTING NVE POLE
32	NVE	EXISTING NVE TRANSMISSION POLE
33		EXISTING JOINT POLE
34		EXISTING JOINT POLE WITH TRANSFORMER
35		POLE ANCHOR
36		EXISTING NVE TRANSFORMER TRANSFORMER PAD
37	TS	SNWA TEST STATION
38		COX POWER SUPPLY (49"X24"X52")
39	RC	INSTALL RHINO CABINET
40		RISER POLE/QUADRANT DETAIL RISER OWNERSHIP NOTED
41		RAILROAD
42	MH	EXISTING MANHOLE (SS),(SD)...ECT
43	— — — — — — —	1in CONDUIT LATERAL
44		
45		

DISCLAIMER NOTE

UTILITY LOCATIONS SHOWN HEREON ARE APPROXIMATE ONLY. IT SHALL BE THE CONTRACTOR'S RESPONSIBILITY TO DETERMINE THE EXACT HORIZONTAL AND VERTICAL LOCATION OF ALL EXISTING UNDERGROUND AND OVERHEAD UTILITIES PRIOR TO COMMENCING CONSTRUCTION. NO REPRESENTATION IS MADE THAT ALL EXISTING UTILITIES ARE SHOWN HEREON.THE ENGINEER ASSUMES NO RESPONSIBILITY FOR UTILITIES NOT SHOWN OR UTILITIES NOT SHOWN IN THEIR PROPER LOCATIONS.

AVOID CUTTING UNDERGROUND UTILITY LINES. IT'S COSTLY.
CALL 811
BEFORE YOU DIG
OR 1-800-227-2600
UNDERGROUND SERVICE (USA)

AVOID CUTTING UNDERGROUND UTILITY LINES, FIBER OPTIC CABLES AND STREET LIGHT SUPPLIER CONDUITS IT'S COSTLY
CALL BEFORE YOU DO UNDERGROUND
CALL BEFORE YOU UNDERGROUND
1-702-455-7511
CLARK COUNTY TRAFFIC OPERATIONS
AND
1-702-432-6300
LAS VEGAS AREA COMPUTERIZED SYSTEM

AVOID OVERHEAD POWER LINE CONTACT
CALL BEFORE YOU OVERHEAD
1-702-227-2929
NEVADA POWER ENVIROMENT AND SAFETY SERVICE DEPARTMENT

TOTAL BORE	0'
TOTAL DIRT TRENCH	0'
TOTAL ASPHALT TRENCH	55'
TOTAL TRENCH	55'
SIDEWALK REMOVAL/REPAIR	
TOTAL S/W PANELS	2
TOTAL LINEAR FOOTAGE	10'

(T20S R61E)

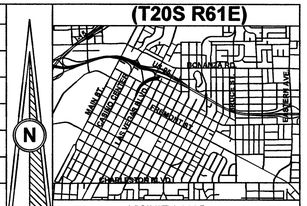

VICINITY MAP
(NOT TO SCALE)

REVISIONS

REV	DESCRIPTION	DATE	BY
△			

ALL CONSTRUCTION AND MATERIALS SHALL BE IN ACCORDANCE WITH THE "UNIFORM STANDARD SPECIFICATIONS FOR PUBLIC WORKS CONSTRUCTION OFF-SITE IMPROVEMENTS, CLARK COUNTY AREA NEVADA" LATEST ISSUE; THE "UNIFORM STANDARD DRAWINGS FOR PUBLIC WORKS CONSTRUCTION, CLARK COUNTY AREA NEVADA",LATEST ISSUE; AND OTHER APPLICABLE APPROVED STANDARDS ISSUED BY THE CONTROLLING AGENCY; ALL LOCAL CITY CODES AND ORDINANCES APPLICABLE.

APPROVED FOR CONSTRUCTION

THIS APPROVAL IS FOR WORK IN CLV R/W OR CLV EASEMENT ONLY. OBTAINING PERMISSION OR EASEMENT FOR WORK SHOWN IN PRIVATE PROPERTY IS THE RESPONSIBILITY OF THE UTILITY.

APPROVAL — DATE: 9 12 17

L17-00752
107V7000-CBL

PERMIT #	130087
DRAWN BY:	WTB
DATE:	8-17-17
SCALE:	1:30
NODE:	130087
PROJECT #:	405201700001300 87
TECH #	702-591-9098
APPROVED BY:	ART LLOYD

COX
1700 VEGAS DRIVE
LAS VEGAS, NEVADA 89106
PHONE: (702) 545-1606
FAX: (702) 545-2606

CITY/ENTITY:
CITY OF LAS VEGAS
333 N. RANCHO DRIVE
LAS VEGAS, NEVADA 89106
(702) 229-6885

PROJECT LOCATION: N 4TH ST & E OGDEN AVE

SUB-CONTRACTOR:

ENTITY NOTES: IES

SHEET No: 1

SHEET 1 OF 1

8/23/17

L17-00752

TrueNet# 11394