


Disclaimer: These record drawings prepared by Lucchesi Galati Architects, Inc., are based on information provided by others. Lucchesi Galati Architects, Inc. has not verified the accuracy and/or completeness of the information supplied by others, and shall not be responsible for any errors or omissions, which may be incorporated herein as a result.

CITY OF LAS VEGAS
 CENTENNIAL HILLS COMMUNITY CENTER
 RECORD DRAWINGS
 TEACHING / INDOOR POOL
 LAYOUT PLAN



OWNER: CITY OF LAS VEGAS
 DEPARTMENT OF PUBLIC WORKS
 ARCHITECTURAL SERVICES

400 EAST STEWART AVENUE
 LAS VEGAS, NEVADA 89101
 PHONE: (702) 224-6335
 FAX: (702) 384-8846
 TDD: (702) 386-3108

DATE	RD2
FILE	CE-19
DATE	03/16/05
SCALE	AS NOTED
ISSUE NO	051534101
REVISED NO	671-49

TEACHING POOL DATA

SURFACE AREA	=	600 SQ. FT.
PERIMETER	=	100 FT.
DEPTH	=	3'-0" TO 4'-6"
VOLUME	=	15,952 GAL.
3 HR TURNOVER	=	90 GPM

LEGEND

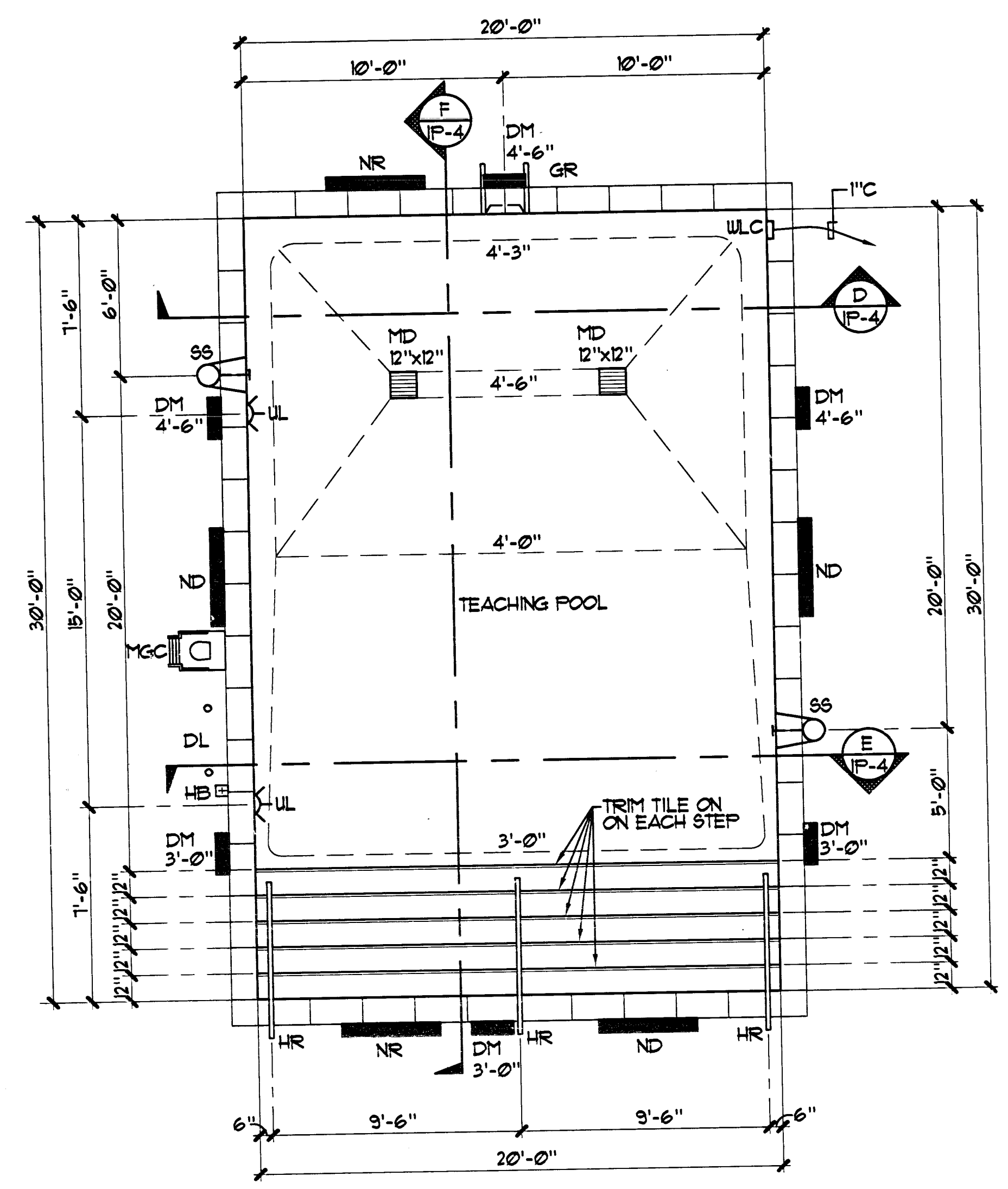
MD	=	MAIN DRAIN	9	IP-5
UL	=	UNDERWATER LIGHT	4	SP-8
DM	=	DEPTH MARKER	1	SP-6
NR	=	NO RUNNING	2	SP-6
ND	=	NO DIVING	2	SP-6
GR	=	GRABRAIL	5	IP-5
DL	=	DISABLED LIFT	6	IP-5
HB	=	HOSE BIBB	4	SP-3
SS	=	SURFACE SKIMMER	8	IP-5
HR	=	HANDRAIL	4	IP-5
ULC	=	WATERLEVEL CONTROL	7	IP-5
MGC	=	MOVEABLE GUARDCHAIR	1	SP-7

INDOOR POOL DATA

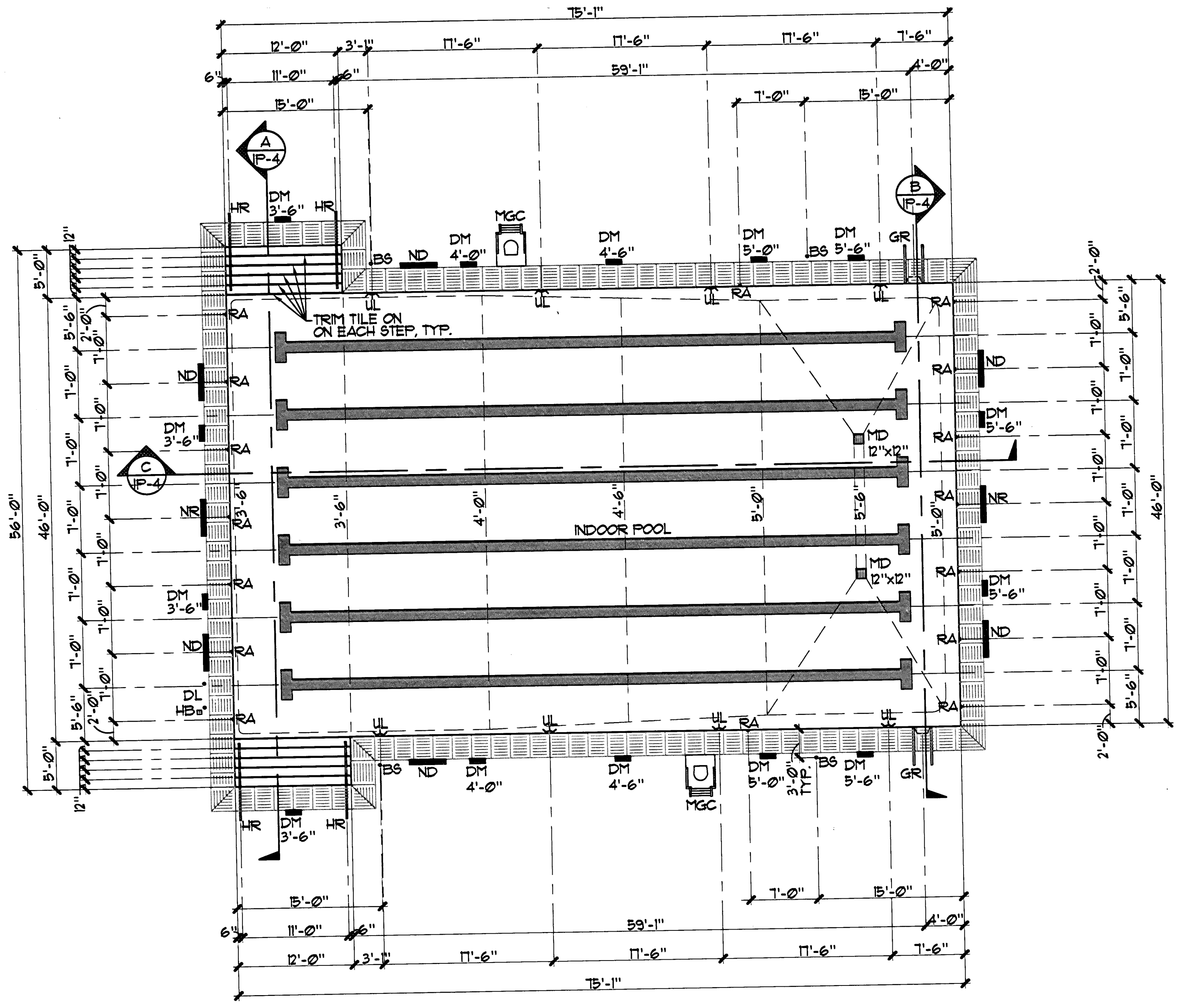
SURFACE AREA	=	3570 SQ. FT.
PERIMETER	=	262 FT.
DEPTH	=	3'-6" TO 5'-6"
VOLUME	=	112,956 GAL.
6 HR TURNOVER	=	314 GPM

LEGEND

MD	=	MAIN DRAIN	9	IP-5
RA	=	ROPE ANCHOR	6	SP-6
UL	=	UNDERWATER LIGHT	4	SP-8
DM	=	DEPTH MARKER	1	SP-6
NR	=	NO RUNNING	2	SP-6
ND	=	NO DIVING	2	SP-6
GR	=	GRABRAIL	8	SP-6
DL	=	DISABLED LIFT	3	SP-7
BS	=	BACKSTROKE STANCHION	2	SP-7
HB	=	HOSE BIBB	4	SP-3
HR	=	HANDRAIL	7	SP-6
MGC	=	MOVEABLE GUARDCHAIR	1	SP-7



TEACHING POOL LAYOUT PLAN 1/4"=1'-0"



INDOOR POOL LAYOUT PLAN 1/8"=1'-0"



17/11/11

1

2

DRAWINGS AND INSTRUMENTS OF SERVICE ARE THE PROPERTY OF THE DESIGN PROFESSIONAL WHOSE SIGNATURE AND SEAL ARE NECESSARY FOR THE CONSTRUCTION OF ANY CIVIL PROJECT IN A.C. 683.199