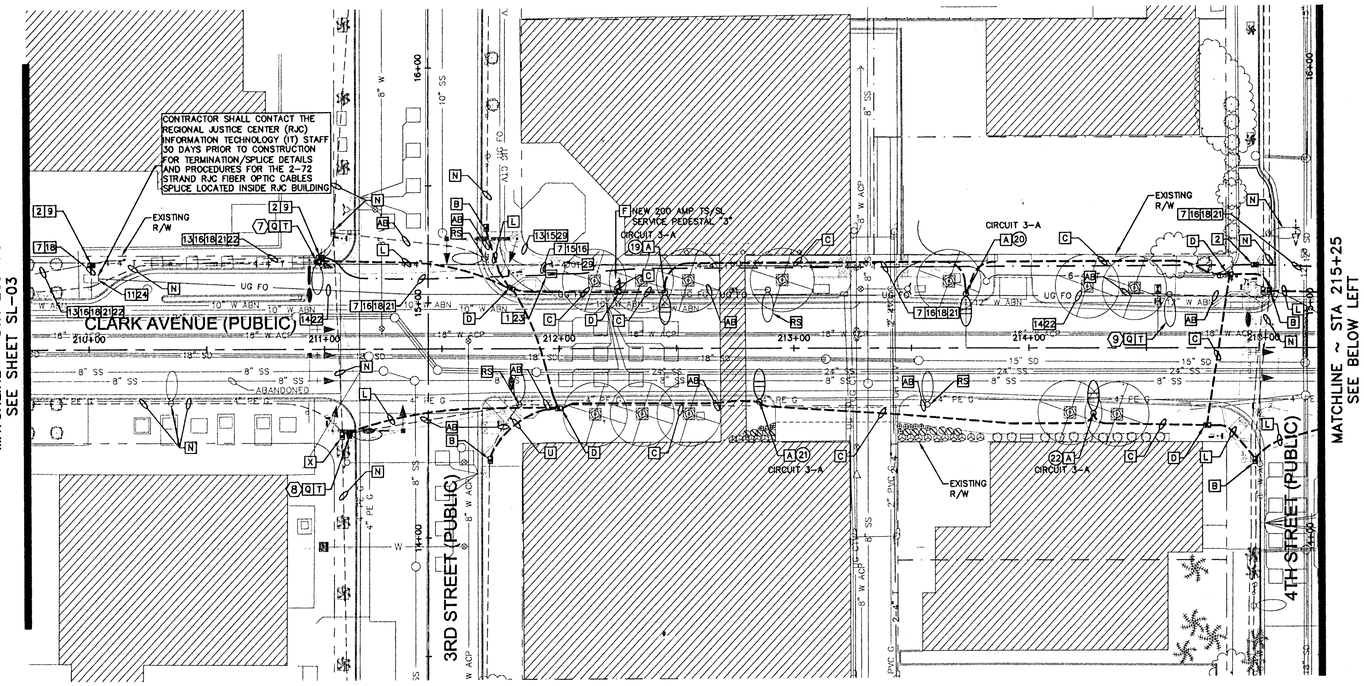

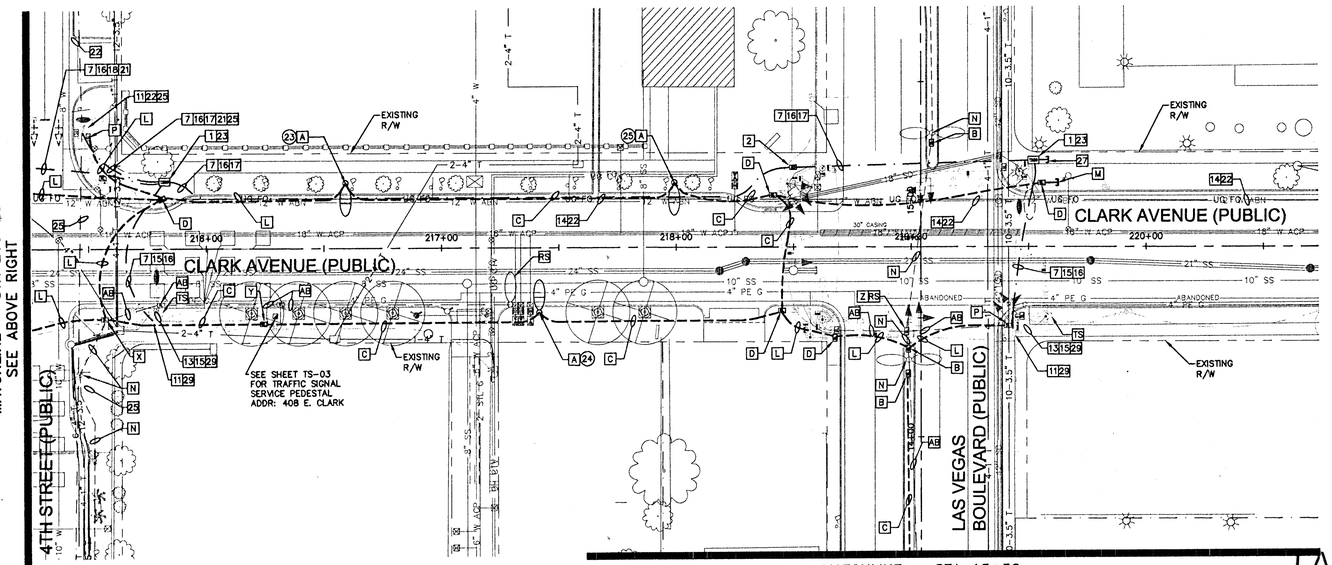

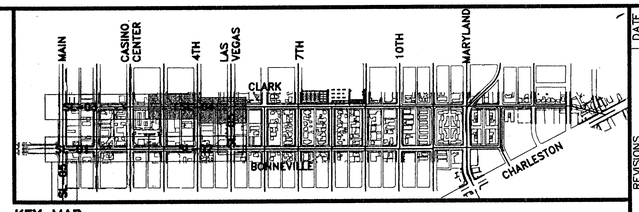

KEY MAP
NTS

FIBER OPTIC CONSTRUCTION NOTES

1. FURNISH AND INSTALL TYPE 200 VAULT MARKED "FIBER OPTIC" PER CCAUSD No. 404.133.
2. FURNISH AND INSTALL P30 PULL BOX MARKED "FIBER OPTIC" PER CCAUSD No. 404.132.
3. REMOVE AND REPLACE EXISTING PULL BOX WITH NEW PULL BOX OR VAULT.
4. REMOVE EXISTING P30 PULL BOX OR TYPE 200 VAULT AND SPLICE ENCLOSURE
5. EXISTING TYPE 200 VAULT. PROTECT IN PLACE.
6. EXISTING P30 PULL BOX. PROTECT IN PLACE.
7. FURNISH AND INSTALL 1-4" CONDUIT WITH PULL ROPE.
8. FURNISH AND INSTALL 1-3" CONDUIT WITH PULL ROPE.
9. INTERCEPT EXISTING CONDUIT AND INSTALL NEW PULL BOX OR VAULT.
10. INTERCEPT EXISTING CONDUIT STUB-OUT AND INSTALL NEW CONDUIT, PULL BOX, OR VAULT.
11. INTERCEPT EXISTING PULL BOX OR VAULT AND INSTALL NEW CONDUIT
12. EXISTING 2" CONDUIT. PROTECT IN PLACE.
13. EXISTING 3" CONDUIT. PROTECT IN PLACE.
14. EXISTING 4" CONDUIT. PROTECT IN PLACE.
15. FURNISH AND INSTALL 1-12 STRAND CDCA FIBER OPTIC CABLE IN CONDUIT. TERMINATE CDCA IN CONTROLLER CABINET.
16. FURNISH AND INSTALL 1-6 PAIR PE39 #22 AWG CABLE IN CONDUIT.
17. FURNISH AND INSTALL 1-72 STRAND FIBER OPTIC CABLE IN CONDUIT.
18. FURNISH AND INSTALL 2-72 STRAND FIBER OPTIC CABLES IN CONDUIT.
19. FURNISH AND INSTALL 3-72 STRAND FIBER OPTIC CABLES IN CONDUIT.
20. FURNISH AND INSTALL 1-24 STRAND FIBER OPTIC CABLE IN CONDUIT.
21. FURNISH AND INSTALL 1-36 STRAND FIBER OPTIC CABLE IN CONDUIT.
22. PROTECT EXISTING FIBER OPTIC CABLE(S), CONDUCTORS, AND OTHER CABLING IN PLACE AND OPERATIONAL.
23. FURNISH AND INSTALL UNDERGROUND SPLICE ENCLOSURE(S). SEE SHEETS SL-09 THRU SL-11 FOR SPLICE DETAILS.
24. OPEN EXISTING SPLICE ENCLOSURE AND SPLICE NEW FIBER OPTIC CABLE(S) TO EXISTING FIBER OPTIC CABLE(S) (SEE SHEET SL-09 THRU SL-11 FOR SPLICE DETAILS).
25. BACK PULL 200' OF EXISTING 1-72 STRAND AND 1-36 STRAND FIBER OPTIC CABLE FROM EXISTING P30 PULL BOX TO PROPOSED T200 VAULT FOR SPLICING.
26. DISCONNECT AND ABANDON EXISTING FIBER OPTIC CABLES AFTER NEW FIBER OPTIC CABLES HAVE BEEN INSTALLED TESTED, INSPECTED AND ARE IN SERVICE.
27. STUB AND CAP 1-4" CONDUIT WITH TRACER WIRE FROM PULL BOX OR VAULT TO PROJECT LIMITS.
28. INTERCEPT TRAFFIC CONTROLLER CABINET FOUNDATION AND INSTALL CONDUIT INTO CABINET.
29. SEE TRAFFIC SIGNAL SHEETS (TS) FOR CONDUIT, PULL BOX/VAULT, AND EQUIPMENT DETAILS AT THIS LOCATION.
30. DISCONNECT EXISTING 24-STRAND FIBER OPTIC CABLE AND BACK-PULL FROM EXISTING RISER LOCATION THROUGH NEW CONDUIT TO NEW TYPE 200 VAULT AND SPLICE TO NEW CABLE. SEE SHEETS SL-09 THRU SL-11 FOR SPLICE DETAILS.
31. BACK PULL 200' OF EXISTING 2-72 STRAND FIBER OPTIC CABLES FROM EXISTING PULL BOX TO PROPOSED T200 VAULT FOR SPLICING.
32. EXISTING TYPE 100 VAULT. PROTECT IN PLACE.

FIBER OPTIC GENERAL NOTES

1. CONTRACTOR TO MAINTAIN EXISTING FIBER COMMUNICATIONS WITHIN PROJECT AREA DURING CONSTRUCTION.
2. THE CONTRACTOR SHALL PROVIDE 60 FEET OF SLACK IN THE FIBER OPTIC CABLE(S) FOR EACH CONDUIT CONTAINING FIBER OPTIC CABLE THAT ENTERS A T200 VAULT. THE CONTRACTOR SHALL PROVIDE 30 FEET OF SLACK IN THE FIBER OPTIC CABLE(S) IN ALL P30 PULL BOXES.

STREETLIGHT AND ELECTRICAL SERVICE CONSTRUCTION NOTES

A. INSTALL STREET LIGHT ASSEMBLY (CENTENNIAL STANDARDS) AND FOUNDATION (SEE DETAILS, SHEET SL-06). SEE PLANS FOR STREET LIGHT CIRCUIT CONNECTIVITY.

B. INTERCEPT EXISTING STREET LIGHTING CONDUIT. FURNISH AND INSTALL No. 5 PULL BOX MARKED "STREET LIGHT" PER CCAUSD No. 404.120. BACK PULL EXISTING CONDUCTORS TO NEAREST POLE OR PULL BOX. PULL NEW CONDUCTORS TO POLE(S) OR PULL BOX AND SPLICE NEW CONDUCTORS TO EXISTING CONDUCTORS IN POLE BASE OR PULL BOX TO MAINTAIN EXISTING CIRCUITS.

C. FURNISH AND INSTALL 1-2" PVC CONDUIT WITH 2-#4 (BLACK +, RED -) THW AND 1-#8 THW (GREEN GROUND) STREET LIGHTING CONDUCTORS.

D. FURNISH AND INSTALL No. 3 1/2 PULL BOX MARKED "STREET LIGHT" PER CCAUSD No. 404.110.

F. SEE TRAFFIC SIGNAL DESIGN SHEETS FOR SERVICE PEDESTAL EQUIPMENT AND INSTALLATION DETAILS. SEE ATTACHED NEVADA POWER COMPANY ELECTRICAL SERVICE DESIGN PLANS FOR ELECTRICAL SERVICE CONNECTION DETAILS.

J. REMOVE AND REPLACE EXISTING PULL BOX WITH No. 3 1/2 PULL BOX MARKED "STREET LIGHT" PER CCAUSD No. 404.110.

K. FURNISH AND INSTALL 1-2" PVC CONDUIT WITH 4-#4 (2-BLACK +, 2-RED -) THW AND 1-#8 THW (GREEN GROUND) STREET LIGHTING CONDUCTORS.

L. FURNISH AND INSTALL 1-2" PVC CONDUIT WITH 1-#8 GROUND/TRACER WIRE AND PULL ROPE.

N. EXISTING CONDUIT AND CONDUCTORS OR STREET LIGHTING EQUIPMENT TO REMAIN, PROTECT IN PLACE.

M. STUB AND CAP 1-2" CONDUIT FROM PULL BOX TO PROJECT LIMITS

O. EXISTING STREETLIGHTING PULL BOX. PROTECT IN PLACE.

P. INTERCEPT EXISTING PULL BOX AND INSTALL NEW CONDUIT

Q. REMOVE AND REINSTALL EXISTING "CENTENNIAL STANDARD" POLE AND HARDWARE AT NEW LOCATION TO BE DETERMINED BY CONTRACTOR BASED ON THEIR CONSTRUCTION PHASING. REMOVE EXISTING FOUNDATION TO 24" BELOW FINISHED GRADE. INSTALL RELOCATED POLE ON NEW FOUNDATION. (SEE DETAILS, SHEET SL-06). SEE PLANS FOR STREET LIGHT CIRCUIT CONNECTIVITY.

R. INTERCEPT EXISTING STREET LIGHTING CONDUIT. FURNISH AND INSTALL No. 3 1/2 PULL BOX MARKED "STREET LIGHT" PER CCAUSD No. 404.110. MAINTAIN EXISTING CONNECTIONS AND/OR SPLICE EXISTING CONDUCTORS TO NEW CONDUCTORS IN NEW CONDUIT.

T. FURNISH AND INSTALL No. 5 PULL BOX MARKED "STREET LIGHT" PER CCAUSD No. 404.120 AT LOCATION OF LIGHT REMOVAL. BACK PULL EXISTING CONDUCTORS TO NEAREST POLE, PULL NEW CONDUCTORS TO POLE AND SPLICE NEW CONDUCTORS TO EXISTING CONDUCTORS IN POLE BASE.

U. FURNISH AND INSTALL NEW CONDUCTORS IN NEW 2" CONDUIT TO MAINTAIN CIRCUITS FROM ADJACENT ABANDONED STREET LIGHT CONDUIT.

W. INTERCEPT EXISTING CONDUIT STUB-OUT AND INSTALL NEW CONDUIT(S).

X. REMOVE AND REPLACE EXISTING PULL BOX WITH No. 5 PULL BOX MARKED "STREET LIGHT" PER CCAUSD No. 404.120. MAINTAIN EXISTING CONNECTIONS AND/OR SPLICE EXISTING CONDUCTORS TO NEW CONDUCTORS IN NEW CONDUIT.

Y. INTERCEPT CONDUIT STUB-OUT FROM SERVICE PEDESTAL AND FURNISH AND INSTALL NO. 5 PULL BOX MARKED "STREET LIGHTING" IN ACCORDANCE WITH CCAUSD No. 404.120 AND 404.140.

Z. COUPLE EXISTING CONDUITS TO MAINTAIN CONNECTIVITY

AB. ABANDON IN PLACE. REMOVE EXISTING CONDUCTOR CABLES FROM UNDERGROUND CONDUITS OR OVERHEAD RUNS. ALL EXISTING CONDUCTORS NOT ABANDONED SHALL BE SPLICED TO MAINTAIN EXISTING CIRCUITS.

RS. REMOVE AND SALVAGE EXISTING STREET LIGHT POLE AND EQUIPMENT. REMOVE POLE FOUNDATION TO 24" BELOW FINISHED GRADE. SEE DEMOLITION SHEETS (DM) FOR DETAILS.

TS. TRAFFIC SIGNAL CONTROLLER CABINET (SEE TS SHEET).

STREETLIGHT GENERAL NOTES

1. ALL STREETLIGHT AND TRAFFIC SIGNAL EQUIPMENT THAT IS TO BE SALVAGED SHALL BE RETURNED TO THE CLV EAST SERVICE YARD. PROVIDE 24 HOUR NOTICE PRIOR TO DELIVERY. CALL 702-229-8331 TO SCHEDULE DELIVERY TIME. CONTRACTOR MUST HAVE A MEANS TO UNLOAD EQUIPMENT. CONTRACTOR SHALL BE RESPONSIBLE FOR ANY DAMAGE TO EQUIPMENT AND MATERIALS INCURRED IN THIS PROCESS.

(XX) STREET LIGHT POLE ID NUMBER (SEE SHEET SL-06).

GRAPHIC SCALE
30 0 15 30 60
(IN FEET)
1 inch = 30 ft.

811 know what's below Call before you dig

SAFETY ALERT
Call Before You Overhead
1-702-227-2929

Call before you UnderGround
1-702-432-5300

AS-BUILT
DATE
DANIEL MEYER

REVISIONS	DATE
1 SHEET REPLACEMENT	6/21/10

SCALE (H): 1"=30' | SCALE (V): N/A | DATE: FEBRUARY 2010
DRAWN BY: WSW | DESIGNED BY: WSW | CHECKED BY: RC/RF

Kimley-Horn and Associates, Inc.
Engineering, Planning, and Environmental Consultants
7670 E. Tompkins Road, Suite 210 Las Vegas, NV 89119
FAX (702) 734-4849 PH. (702) 734-5666

© 2010

DEPARTMENT OF PUBLIC WORKS

PROJECT: BONNEVILLE/CLARK ONEWAY COUPLET PHASE 1 IMPROVEMENT PLANS

SHEET: STREET LIGHT - INTERCONNECT SHEET

RANDY W. CARROLL
Exp. 12/31/10
CIVIL
No. 16131
STATE OF NEVADA
PROFESSIONAL ENGINEER
6-21-10

SHEET NO. SL-04
SHEET 45 OF 91
DRAWING NO. 107V5201

BID# 09.1730.37 REV 3

Jun 21, 2010 - 1:29pm - USER peter.meyerhofer
\\LAVFP01\Projects\LAV_PublicTrans\092258\019 Bonneville-Clark 2008\CADD\2560194-01.10.dwg

2012-01-33