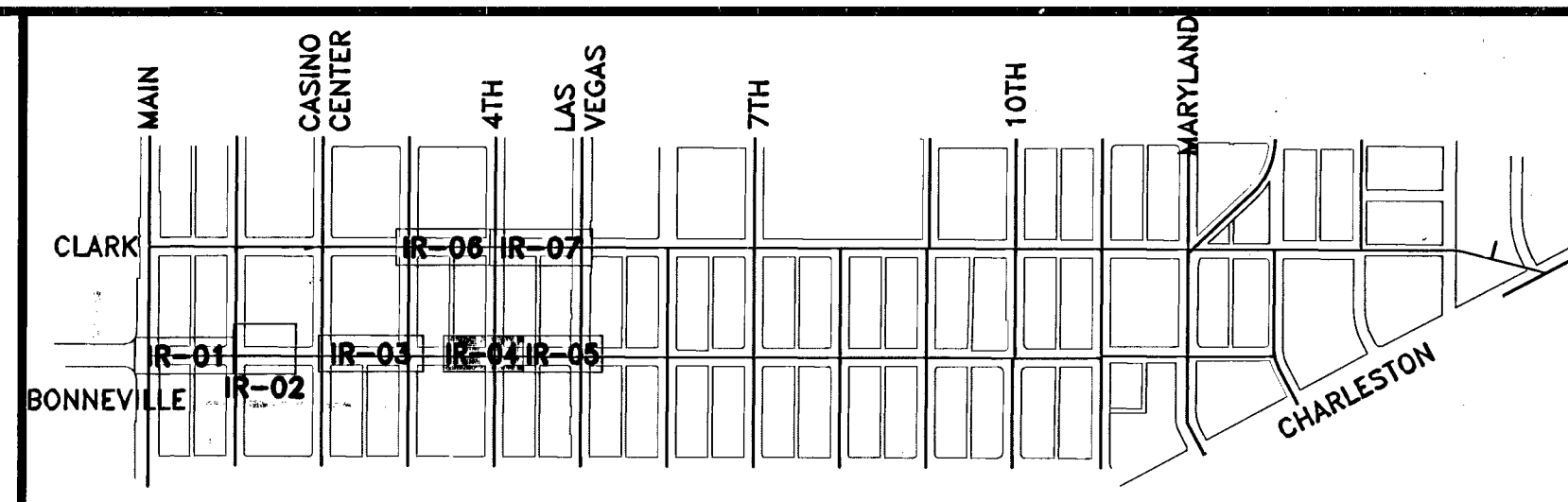
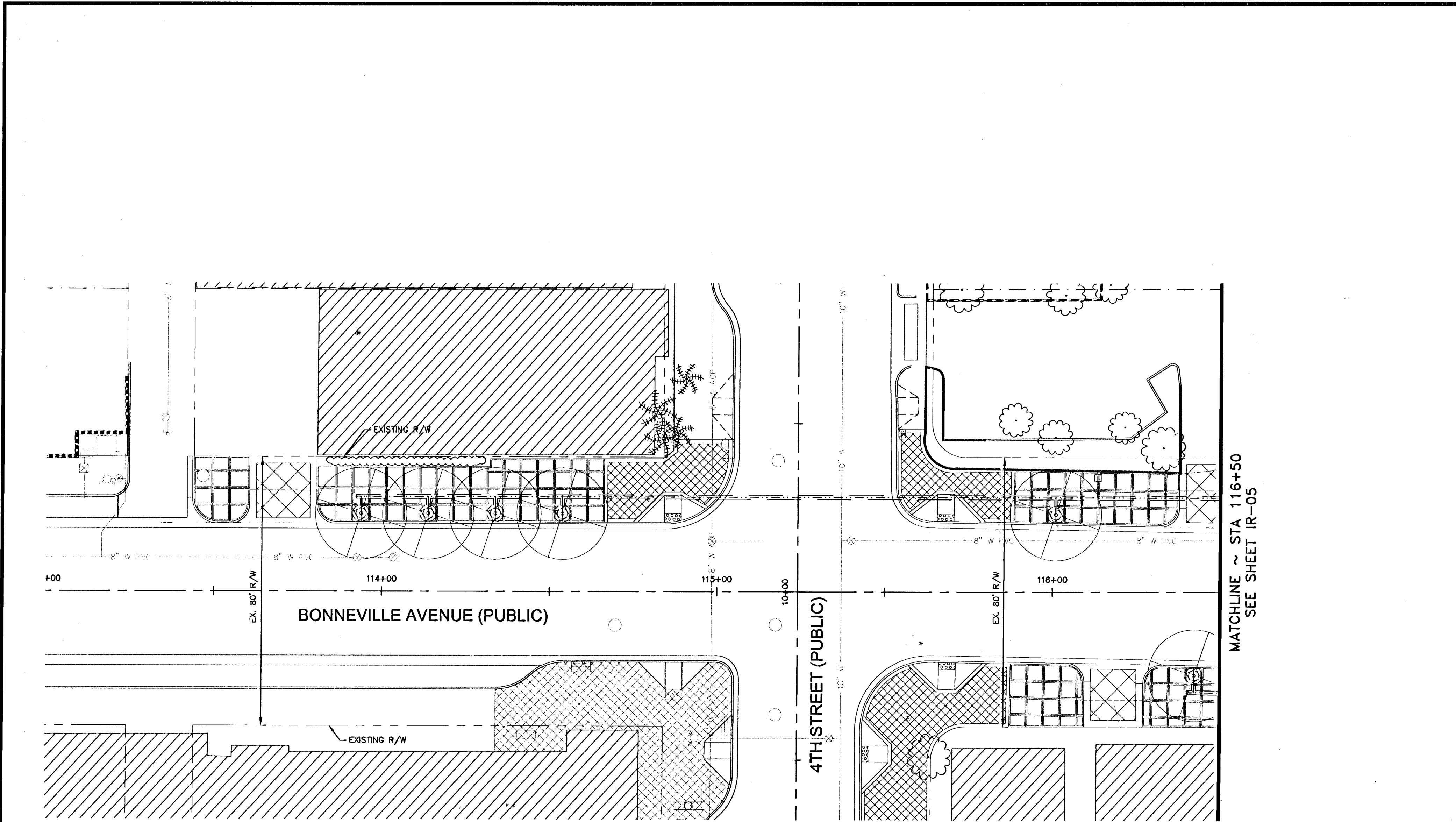


Jun 14, 2010 5:10pm - USER: daniel.cassidy
 K:\V\K_Roadway\082-Las Vegas\082256019-Bonneville-Clark\ROAD\Bonneville-Clark\07-256019\01.dwg



KEY MAP
NTS

IRRIGATION SCHEDULE

EMITTERS								
SYMBOL	DESCRIPTION	PAT.	RAD.	PSI	GPM/H	MANUFACTURER	MODEL	DETAIL/SHEET
NOT SHOWN	BUBBLER	BUB.	-	10	.25 GPM	RAINBIRD	1401 IN PALM TUBE (3) PER PALM	-
NOT SHOWN	EMITTER	DRIP	-	7	2.0 GPH	BOWSMITH	SL-220 (FOR TREES)	J/IR-08
NOT SHOWN	EMITTER	DRIP	-	7	1.0 GPH	BOWSMITH	SL-210 (FOR SHRUBS)	J/IR-08

EQUIPMENT

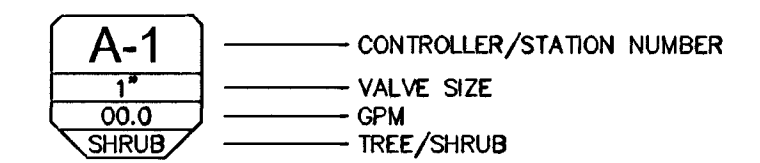
SYMBOL	DESCRIPTION	MODEL	DETAIL/SHEET
A	AUTOMATIC PEDESTAL MOUNT CONTROLLER(S) (A-D) - 12 STATION CONTROLLER	RAINBIRD ESP-SITE-SAT-S WITH ONE REMOTE CONTROL TECHNOLOGY COMMANDER PER PROJECT.	A/IR-08
W	WATER METER (SEE SHEET UT-01 TO UT-02)		
B	BACKFLOW PREVENTION DEVICE: (SEE SHEET UT-01 TO UT-02)		
F	FLOW SENSOR ASSEMBLY (OPERABLE BETWEEN 7.0 TO 225.0 GPM)	DATA INDUSTRIAL	C/IR-08
V	GATE VALVE (1")	NIBCO T-113	D/IR-08
D	DRIP VALVE (SIZE PER PLAN) (OPERATING RANGES FROM 3.0 - 20.0 GPM)	XCZ-100-B-COM SERIES RAINBIRD	E/IR-08
D	DRIP VALVE (SIZE PER PLAN) (OPERATING RANGES FROM .20 - 5.0 GPM)	XCZ-LF-100 SERIES RAINBIRD	E/IR-08
P	PALM VALVE ASSEMBLY: CENTURY 700 SERIES ELECTRIC VALVE (1") WITH FLOW CONTROL		E/IR-08
C	1" QUICK COUPLER VALVE	RAINBIRD 44 LRC, 1", 30GPM	F/IR-08
C	DRIP END BALL VALVE		G/IR-08

PIPE

SYMBOL	MANUFACTURER - MODEL NUMBER	MODEL	DETAIL/SHEET
---	MAINLINE: PVC SCH. 40 (1"); UNLESS NOTED OTHERWISE		H/IR-08
---	LATERAL TREE LINE: PVC SCH. 40 MIN. (3/4" MIN. SIZE NOTED OTHERWISE)	EXCALIBUR	H/IR-08
---	LATERAL SHRUB LINE: PVC SCH. 40 MIN. (3/4" MIN. SIZE NOTED OTHERWISE)	EXCALIBUR	H/IR-08
---	LATERAL PALM LINE: PVC SCH. 40 MIN. (3/4" MIN. SIZE NOTED OTHERWISE)	EXCALIBUR	H/IR-08
---	MAINLINE SLEEVES, PVC SCH. 40 - 2 TIMES (2X) DIA. OF MAINLINE PIPE BEING USED; UNLESS OTHERWISE NOTED; MIN. 2"		I/IR-08
---	LATERAL SLEEVES, PVC SCH. 40 - 2 TIMES (2X) DIA. OF LATERAL PIPE BEING USED; UNLESS OTHERWISE NOTED; MIN. 2"		I/IR-08

NOTES

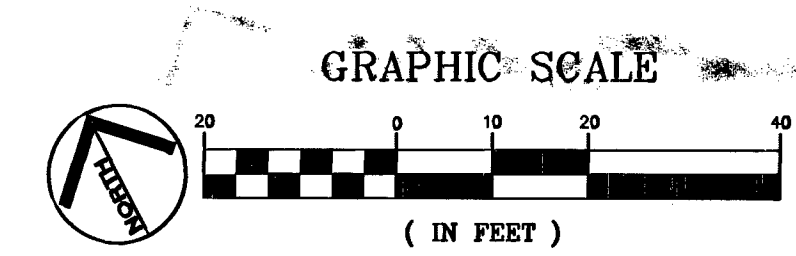
- THE IRRIGATION PLANS ARE SCHEMATIC, PLACE ALL EQUIPMENT, PIPING AND WIRING IN LANDSCAPE PLANTERS WHEREVER POSSIBLE.
- IT IS THE INTENT OF THESE DRAWINGS TO PROVIDE A 100% COVERAGE IRRIGATION SYSTEM TO ALL PROPOSED PLANTINGS.
- IF DISCREPANCIES EXIST BETWEEN THESE PLANS AND ACTUAL SITE CONDITIONS, BRING THE DISCREPANCIES TO THE IMMEDIATE ATTENTION OF THE CONSTRUCTION MANAGER.
- THE CONTRACTOR SHALL COMPLY WITH ALL LAWS, CODES AND ORDINANCES AS THEY PERTAIN TO THE SPECIFIED WORK.
- THE CONTRACTOR IS RESPONSIBLE FOR OBTAINING AND PAYING FOR ALL PERMITS AND FEES ASSOCIATED WITH THE SPECIFIED WORK, EXCEPT ORDINANCES AS THEY PERTAIN TO THE SPECIFIED WORK.
- THE LANDSCAPE ARCHITECT HAS WORKED TO ASCERTAIN THE LOCATION OF UTILITIES THAT MAY CONFLICT WITH THE WORK. IT IS THE CONTRACTOR'S RESPONSIBILITY TO ARRANGE FOR THE MARKING OF ALL UTILITIES PRIOR TO BEGINNING WORK.
- THE CONTRACTOR SHALL BE RESPONSIBLE FOR ALL DAMAGE TO EXISTING UTILITIES AND OR STRUCTURES DURING THE CONSTRUCTION PERIOD. THE CONTRACTOR SHALL REPAIR ALL DAMAGE TO THE OWNER'S STANDARDS AT NO ADDITIONAL COST TO THE OWNER.
- THE CONTRACTOR SHALL CAP ALL IRRIGATION LINES AND RECOATE EXISTING EMITTERS CURRENTLY LOCATED IN DEMOLITION AREAS. CONTRACTOR SHALL REGRADE, REPAIR AND REPLACE BOULDER BANDS, CRUSHED STONE PAVING, REPLACE GLASS BLOCK BAND AND ILLUMINATOR AT CONTRACTORS EXPENSE. CONTRACTOR IS RESPONSIBLE FOR VERIFYING CONDITIONS PRIOR TO BIDDING.



LOCATION OF IRRIGATION EQUIPMENT IS SHOWN DIAGRAMMATICALLY FOR CLARITY. LOCATE EQUIPMENT WITHIN PLANTING AREAS WHEREVER POSSIBLE.

EMITTER QUANTITIES	
PLANT SIZE	QTY
TREES:	
36" BOX	10-2 GPH
SHRUBS:	
5 GAL	2-1 GPH

CONTROLLER	STATION	VALVE SIZE	GPM	TYPE
A	2	1"	1.85	TREE
A	3	1"	3.10	SHRUB
A	4	1"	4.50	PALM
B	5	1"	2.64	TREE
C	6	1"	3.30	SHRUB
C	7	1"	3.17	TREE
D	8	1"	0.80	SHRUB
D	9	1"	5.54	TREE



REVISIONS: SHEET REPLACEMENT
 DATE: FEBRUARY 2010
 CHECKED BY: ADP
 SCALE (X): N/A
 DESIGNED BY: DUC
 SCALE (Y): 1"=20'
 DRAWN BY: FR

Kimley-Horn and Associates, Inc.
 Engineering, Planning, and Environmental Consultants
 2050 E. Flamingo, Suite 210, Las Vegas, NV 89119
 Ph: (702) 734-5666
 Fax: (702) 736-4949

DEPARTMENT OF PUBLIC WORKS
 BONNEVILLE/CLARK
 ONEWAY COUPLER PHASE 1
 IMPROVEMENT PLANS
 IRRIGATION SHEET

PROJECT: 09-1730-37 REV 3
 SHEET NO. IR-04
 SHEET 89 OF 91
 DRAWING NO. 1075201

124574

811 SAFETY ALERT
 Call Before You Dig
 Before You Overhead
 UnderGround
 Call before you dig
 1-702-432-5300
 1-702-227-2929

